

Webber Park

4400 North Dupont Ave.



Park Capital Funding Snapshot 2000-2040*

Minneapolis
Park & Recreation Board

Funding Needed 2000-2020	—	(Funding Allocated 2000-2015	+	Funding Projected 2016-2020) =	Funding Gap Through 2020	Funding Gap by 2040
Total: \$7,067,352		Total: \$6,118,565		Total: \$1,000,000		Total: \$0	Total: \$9,195,739

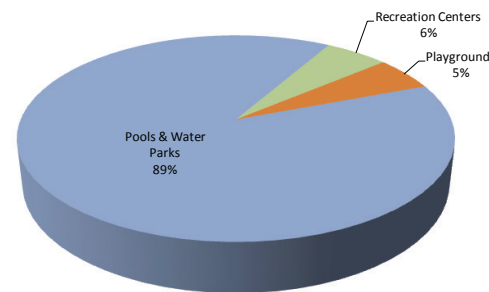
Lifecycle and Replacement Date

Asset	Replacement Date
Athletic Field(s)-Natural Turf	1992
Basketball Court(s)	2032
Building(s)	2065
Parking Lot(s)	2039
Path(s)	2040
Playground(s)	2029
Pool & Water Park	2045
Public Art	2005
Recreation Center	2029
Outdoor Items/Site Furnishings	2002-2040
Tennis Court(s)	2032

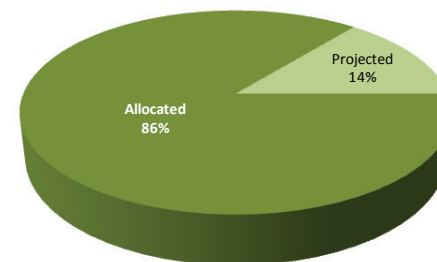
Each asset (bench, recreation center, playground, etc) within the park system has a lifecycle, or a period of time in which the condition of the asset allows it to be fully enjoyed by park patrons. To reach the full lifecycle of any one asset periodic improvements need to be made (replacement of roof, repair of a piece of play equipment, mechanical upgrades to a wading pool). The replacement date is the date in which the asset reaches the end of its lifecycle or useful life.

Where Investments Have Been Made

Allocated and projected capital by asset from 2000-2020

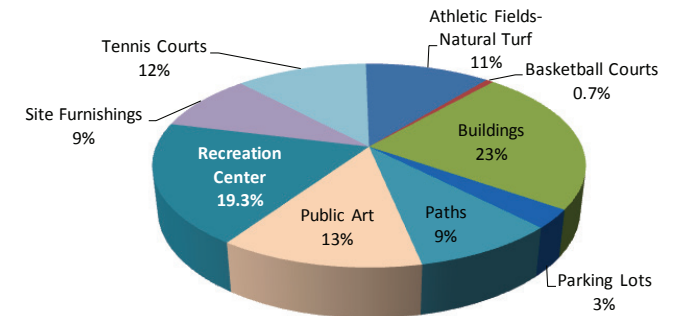


Total park capital funding balance through 2020

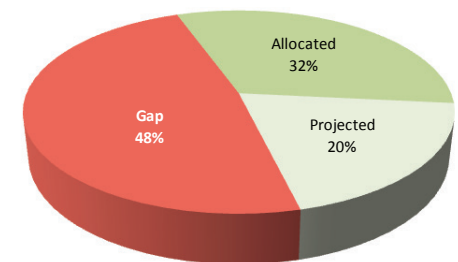


Where The Gaps Are

Capital funding gap by asset from 2000-2020



Total projected park capital funding balance through 2040



* Funding amounts are based on Board-approved 2015-2020 Capital Improvement Program, and are based on best available data to date.

Citywide Asset Investment/Need Snapshot 2000-2020

Minneapolis Neighborhood Parks



MPRB, 05-27-15. Funding amounts are based on Board-approved 2015-2020 Capital Improvement Program, and are based on best available data to date. Information on this page will change overtime as park asset records are updated.