

Pearl Park

414 East Diamond Lake Road



Minneapolis
Park & Recreation Board

Park Capital Funding Snapshot 2000-2040*



Funding Needed 2000-2020	–	Funding Allocated 2000-2015	+	Funding Projected 2016-2020	=	Funding Gap Through 2020	Funding Gap by 2040
Total: \$4,692,946		Total: \$412,158		Total: \$291,900		Total: \$3,988,888	Total: \$10,383,912

Lifecycle and Replacement Date

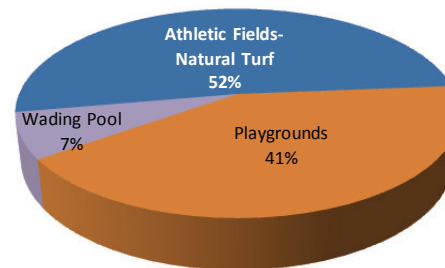
Asset	Replacement Date
Athletic Field(s)-Natural Turf	2009-2025
Basketball Court(s)	2021
Field Lighting	1997
Parking Lot(s)	2021
Path(s)	2021
Playground(s)	2021
Recreation Center	2017-2046 [◇]
Outdoor Items/Site Furnishings	1992-2037
Tennis Court(s)	2039
Wading Pool	1992

[◇] Gym added in 1996

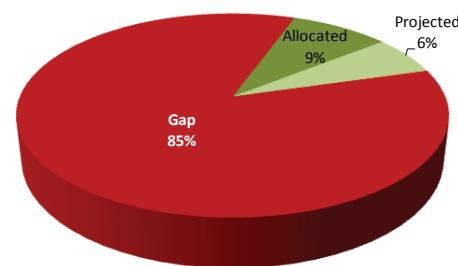
Each asset (bench, recreation center, playground, etc) within the park system has a lifecycle, or a period of time in which the condition of the asset allows it to be fully enjoyed by park patrons. To reach the full lifecycle of any one asset periodic improvements need to be made (replacement of roof, repair of a piece of play equipment, mechanical upgrades to a wading pool). The replacement date is the date in which the asset reaches the end of its lifecycle or useful life.

Where Investments Have Been Made

Allocated and projected capital by asset from 2000-2020

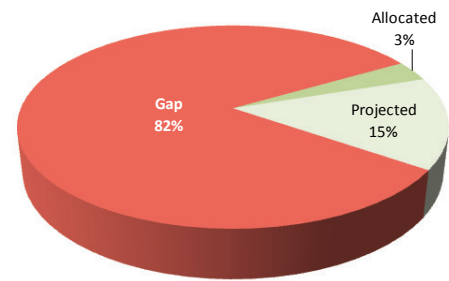
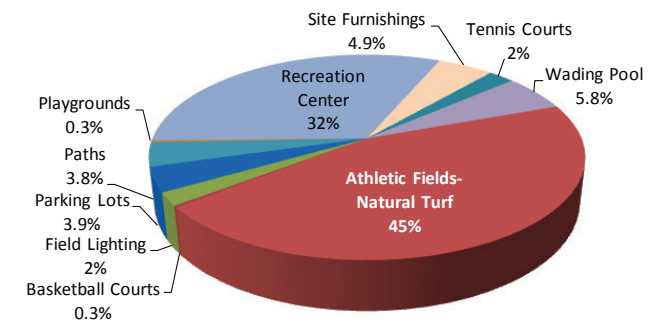


Total park capital funding balance through 2020



Where The Gaps Are

Capital funding gap by asset from 2000-2020



* Funding amounts are based on Board-approved 2015-2020 Capital Improvement Program, and are based on best available data to date.

Citywide Asset Investment/Need Snapshot 2000-2020

Minneapolis
Neighborhood
Parks

