

Northeast Athletic Field Park

1615 Pierce Street NE



Park Capital Funding Snapshot 2000-2040*

Minneapolis
Park & Recreation Board

Funding Needed 2000-2020	–	Funding Allocated 2000-2015	+	Funding Projected 2016-2020	=	Funding Gap Through 2020	Funding Gap by 2040
Total: \$9,897,642		Total: \$7,810,186		Total: \$1,067,500		Total: \$1,019,956	Total: \$14,692,910

Lifecycle and Replacement Date

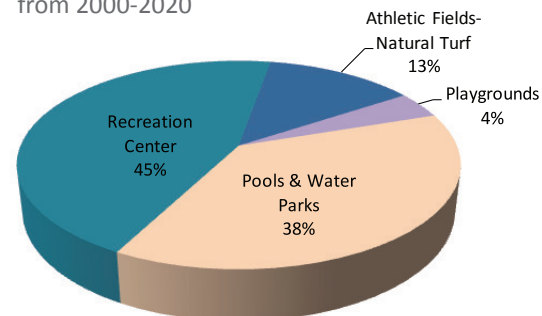
Asset	Replacement Date
Athletic Field(s)-Natural Turf	2029-2032 ♦
Basketball Court(s)	2039
Building(s)	2006-2017
Field Lighting	2009
Parking Lot(s)	2012-2026
Path(s)	1980 ♦
Playground(s)	2020
Pool & Water Park	2032
Recreation Center	pending
Outdoor Items/Site Furnishings	1995-2020
Tennis Court(s)	2019

♦ table may be updated based on future final construction date(s).

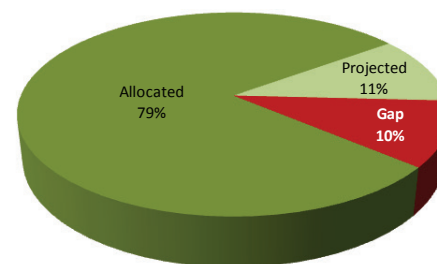
Each asset (bench, recreation center, playground, etc) within the park system has a lifecycle, or a period of time in which the condition of the asset allows it to be fully enjoyed by park patrons. To reach the full lifecycle of any one asset periodic improvements need to be made (replacement of roof, repair of a piece of play equipment, mechanical upgrades to a wading pool). The replacement date is the date in which the asset reaches the end of its lifecycle or useful life.

Where Investments Have Been Made

Allocated and projected capital by asset from 2000-2020

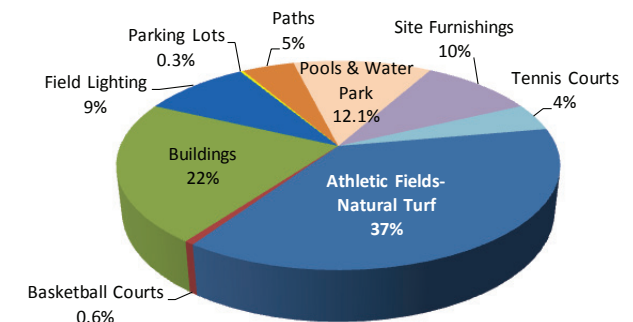


Total park capital funding balance through 2020

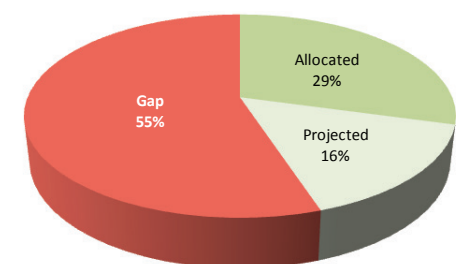


Where The Gaps Are

Capital funding gap by asset from 2000-2020



Total projected park capital funding balance through 2040



* Funding amounts are based on Board-approved 2015-2020 Capital Improvement Program, and are based on best available data to date.

Citywide Asset Investment/Need Snapshot 2000-2020

Minneapolis
Neighborhood
Parks

