

# Kenwood Park 2101 West Franklin Avenue



Minneapolis  
Park & Recreation Board



## Park Capital Funding Snapshot 2000-2040\*

Funding Needed 2000-2020	–	Funding Allocated 2000-2015	+	Funding Projected 2016-2020	=	Funding Gap Through 2020	Funding Gap by 2040
Total: \$2,869,757		Total: \$601,802		Total: \$0		Total: \$2,267,955	Total: \$6,254,606

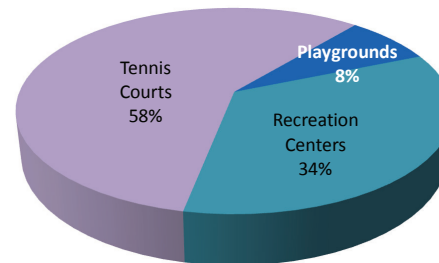
### Lifecycle and Replacement Date

Asset	Replacement Date
Athletic Field(s) – Natural Turf	1998
Parking Lot(s)	2002
Path(s)	2021
Playground(s)	2021
Recreation Center	2012
Outdoor Items/Site Furnishing(s)	1987-2024
Tennis Courts	2037

Each asset (bench, recreation center, playground, etc) within the park system has a lifecycle, or a period of time in which the condition of the asset allows it to be fully enjoyed by park patrons. To reach the full lifecycle of any one asset periodic improvements need to be made (replacement of roof, repair of a piece of play equipment, mechanical upgrades to a wading pool). The replacement date is the date in which the asset reaches the end of its lifecycle or useful life.

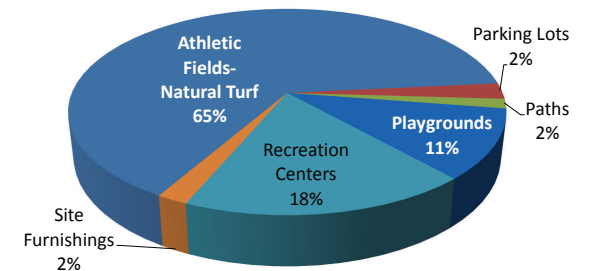
### Where Investments Have Been Made

Allocated and projected capital by asset from 2000-2020

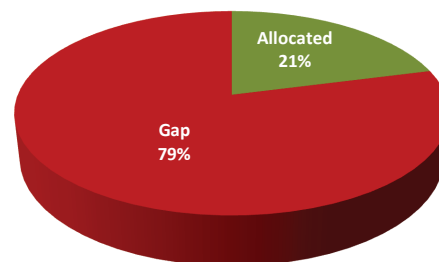


### Where The Gaps Are

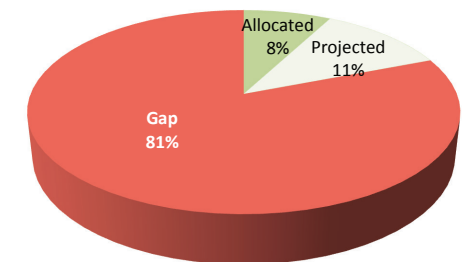
Capital funding gap by asset from 2000-2020



Total park capital funding balance through 2020



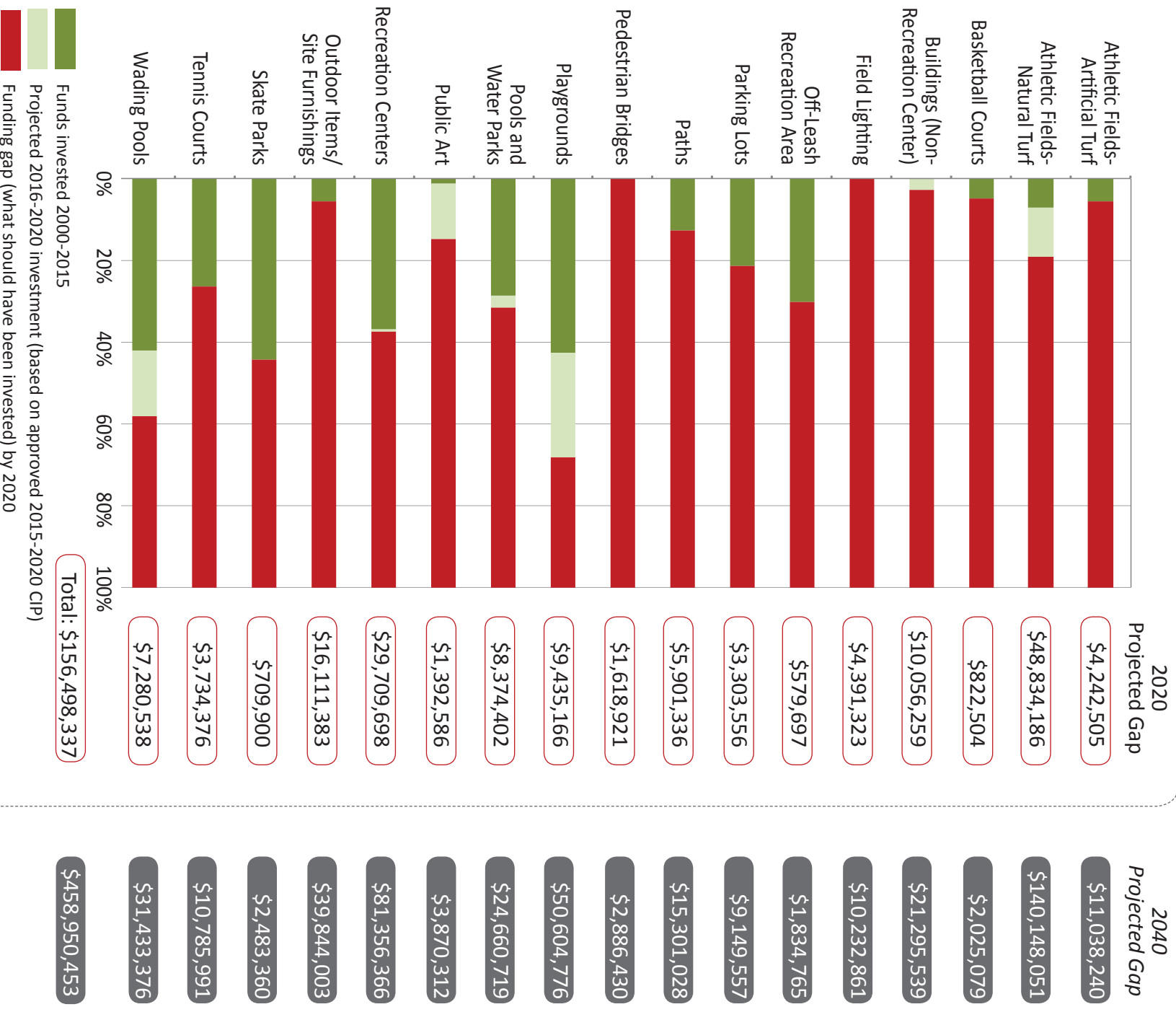
Total projected park capital funding balance through 2040



\* Funding amounts are based on Board-approved 2015-2020 Capital Improvement Program, and are based on best available data to date.

# Citywide Asset Investment/Need Snapshot 2000-2020

Minneapolis Neighborhood Parks



*MPRB, 05-27-15. Funding amounts are based on Board-approved 2015-2020 Capital Improvement Program, and are based on best available data to date. Information on this page will change overtime as park asset records are updated.*