


Corcoran Park

3334 20th Avenue South



Minneapolis
Park & Recreation Board



Park Capital Funding Snapshot 2000-2040*

Funding Needed 2000-2020	–	Funding Allocated 2000-2015	+	Funding Projected 2016-2020	=	Funding Gap Through 2020	Funding Gap by 2040
Total: \$1,804,687		Total: \$285,000		Total: \$0		Total: \$1,519,687	Total: \$3,888,229

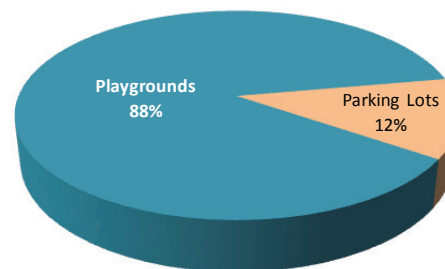
Lifecycle and Replacement Date

Asset	Replacement Date
Athletic Field(s)-Natural Turf	1992
Field Lighting	2030
Parking Lot(s)	2036
Path(s)	2025
Playground(s)	2025
Recreation Center	2027
Outdoor Items/Site Furnishings	2025-2027
Tennis Court(s)	2025
Wading Pool	2002

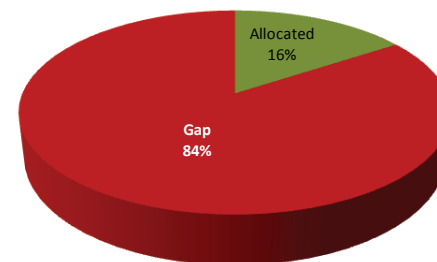
Each asset (bench, recreation center, playground, etc) within the park system has a lifecycle, or a period of time in which the condition of the asset allows it to be fully enjoyed by park patrons. To reach the full lifecycle of any one asset periodic improvements need to be made (replacement of roof, repair of a piece of play equipment, mechanical upgrades to a wading pool). The replacement date is the date in which the asset reaches the end of its lifecycle or useful life.

Where Investments Have Been Made

Allocated and projected capital by asset from 2000-2020

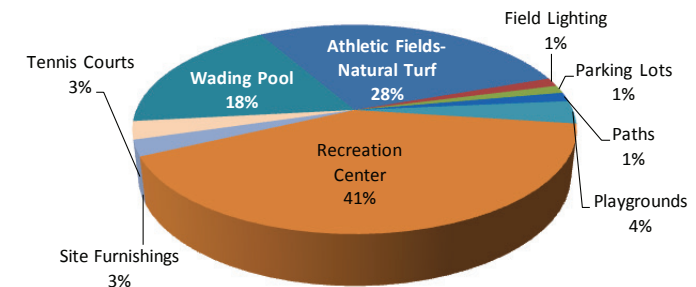


Total park capital funding balance through 2020

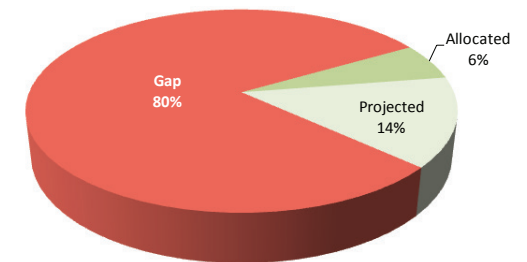


Where The Gaps Are

Capital funding gap by asset from 2000-2020



Total projected park capital funding balance through 2040



* Funding amounts are based on Board-approved 2015-2020 Capital Improvement Program, and are based on best available data to date.

Citywide Asset Investment/Need Snapshot 2000-2020

Minneapolis
Neighborhood
Parks

