

# Bottineau Field Park

2000 Second Street NE



## Park Capital Funding Snapshot 2000-2040\*

Minneapolis  
Park & Recreation Board

Funding Needed 2000-2020	—	Funding Allocated 2000-2015	+	Funding Projected 2016-2020	=	Funding Gap Through 2020	Funding Gap by 2040
Total: \$3,326,320		Total: \$2,350,182		Total: \$291,900		Total: \$684,238	Total: \$4,937,008

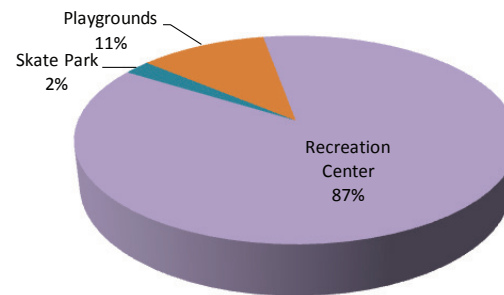
### Lifecycle and Replacement Date

Asset	Replacement Date
Athletic Field(s)-Natural Turf	2025
Basketball Court(s)	2031
Field Lighting	2007
Parking Lot(s)	2002
Path(s)	2031
Playground(s)	2021
Recreation Center	2051
Outdoor Items/Site Furnishings	2002-2035
Skate Park	2031
Wading Pool	2002

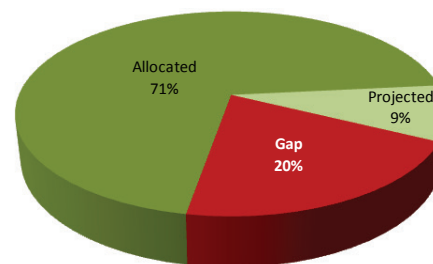
Each asset (bench, recreation center, playground, etc) within the park system has a lifecycle, or a period of time in which the condition of the asset allows it to be fully enjoyed by park patrons. To reach the full lifecycle of any one asset periodic improvements need to be made (replacement of roof, repair of a piece of play equipment, mechanical upgrades to a wading pool). The replacement date is the date in which the asset reaches the end of its lifecycle or useful life.

### Where Investments Have Been Made

Allocated and projected capital by asset from 2000-2020

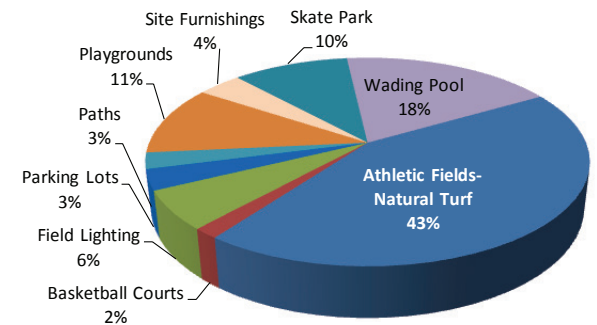


Total park capital funding balance through 2020

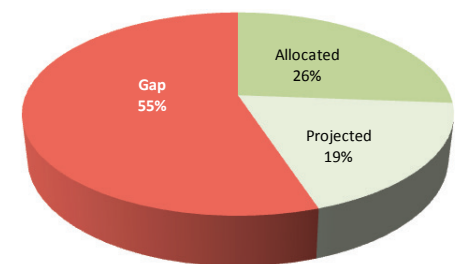


### Where The Gaps Are

Capital funding gap by asset from 2000-2020



Total projected park capital funding balance through 2040



\* Funding amounts are based on Board-approved 2015-2020 Capital Improvement Program, and are based on best available data to date.

# Citywide Asset Investment/Need Snapshot 2000-2020

Minneapolis  
Neighborhood  
Parks

