

NPP20

The 20-Year Neighborhood Park Plan

2024 Annual Report



Minneapolis
Park & Recreation Board

Contents

Executive Summary	3
History & Background	6
NPP20 Rehabilitation	9
NPP20 Capital Investments	12
Reference List	18



About the 20-Year Neighborhood Park Plan (NPP20)

NPP20 is a historic, long-term initiative based on a 2016 agreement between the Minneapolis Park and Recreation Board (MPRB) and the City of Minneapolis (City). Affirmed by concurrent ordinances passed by both agencies, the agreement incorporates the following measures:

- Helps address racial and economic equity across 160 neighborhood parks
- Protects existing levels of local MPRB funding
- Dedicates a minimum of \$11 million in additional funding to Minneapolis neighborhood parks annually, through 2036
- Directs the additional funding to three program areas: operations, maintenance and repairs, as well as rehabilitation projects and capital investments

Every neighborhood deserves a great park.

Printed report copies and Reference List documents (page 18) are available on request and are filed in archives maintained by the MPRB. Park Board Commissioners and City of Minneapolis Council members receive printed copies at the beginning of their respective terms.

Front cover image: Wading pool at Jordan Park; back cover image: Bryn Mawr Park.

Executive Summary

NPP20 in 2024: Year Eight of a Legacy Initiative

The 20-Year Neighborhood Park Plan (NPP20) is a key component of MPRB’s ongoing efforts to transform Minneapolis’ neighborhood park system to better serve current and future park communities. NPP20 funding for the restoration, repair and replacement of obsolete and deteriorating park assets is based on two ordinances passed in 2016.

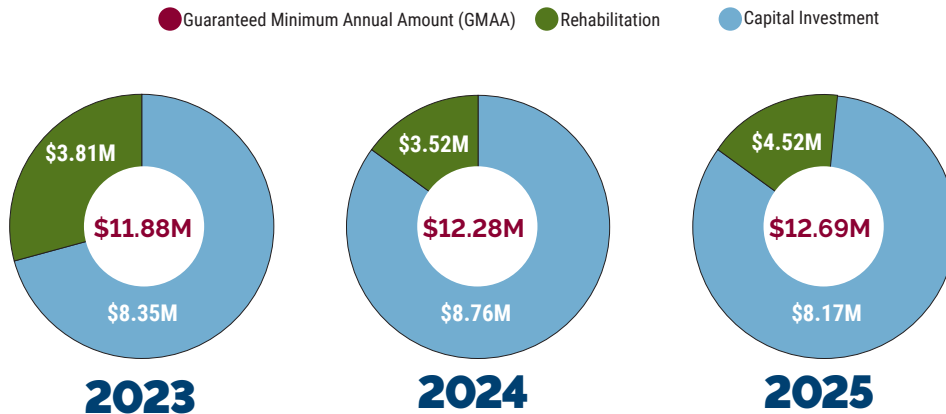
The NPP20 ordinance protected existing levels of local MPRB funding and reversed years of underfunding for neighborhood parks; it provides guaranteed annual funds for capital investments and rehabilitation projects, plus funding for increased maintenance service levels. The “equity ordinance,” as the other is known, established a new system to target funding for capital investments first in the parks and communities where it is most needed. The system calculates annually updated “equity rankings” for neighborhood parks using data-driven criteria based on racial and economic equity; both the rankings and the system are reviewed and updated annually.

Current NPP20 Funding

The NPP20 ordinance specifies a “Guaranteed Minimum Annual Amount” (GMAA) in funds MPRB receives from the City for capital investments and rehabilitation projects, including the \$2.5 million appropriated prior to NPP20. It also specifies the City and MPRB review and adjust the GMAA at several points during NPP20’s 20-year term. The original GMAA for 2017 to 2021 was \$10.5 million; the graphic shows GMAAs for the three years covered in this report.

For operations, maintenance and repairs funding, \$3.88 million was allocated in 2023; \$4.03 million in 2024 and \$4.43 million in 2025. For details on NPP20 funding and adjustments to the GMAA, see “History and Background,” page 7-8.

NPP20 Funding: Guaranteed Minimum Annual Amount, 2023-2025



Tracking and reporting annual outcomes: 2023 to 2025

MPRB produces this report in accordance with requirements specified in the 2016 NPP20 ordinance:

“In each subsequent year for the duration of the Neighborhood Park Plan, the MPRB will update the five-year¹ project schedule and make a public presentation to the City Council in a report that contains (i) the current status of all projects in the five-year¹ plan, including the plan’s utilization of a criteria-based system with a focus on racial and economic equity to determine equitable distribution of funding (on a rolling basis with the end point of 2036); and (ii) a summary of projects undertaken during the preceding year and those projects that will commence in the following year and the impact to the overall operating costs for the projects undertaken by the MPRB under this ordinance.”

In 2024, construction on several NPP20-funded projects carried over from the previous year and improved features opened to the public: wading pools at Sibley and Jordan parks (Sibley’s playground completed in 2023); rebuilt sport courts at Painter Park (skatepark completed in 2023), and a new playground at North Commons Park. Murphy Square Park saw improved paths, lighting and site furnishings; and at Bryn Mawr Park, nine acres of naturalized parkland completed the first year of a three-year establishment period. Similarly, construction or preparation for construction began on improvements at 28th Street Totlot and Bottineau, Bethune, Powderhorn and Victory Parks, with completion slated for 2025.

Rehabilitation projects included sport court repairs; interior and exterior paint projects; a second round of wading pools sandblasted and repainted; and building-wide updates at McRae Recreation Center.

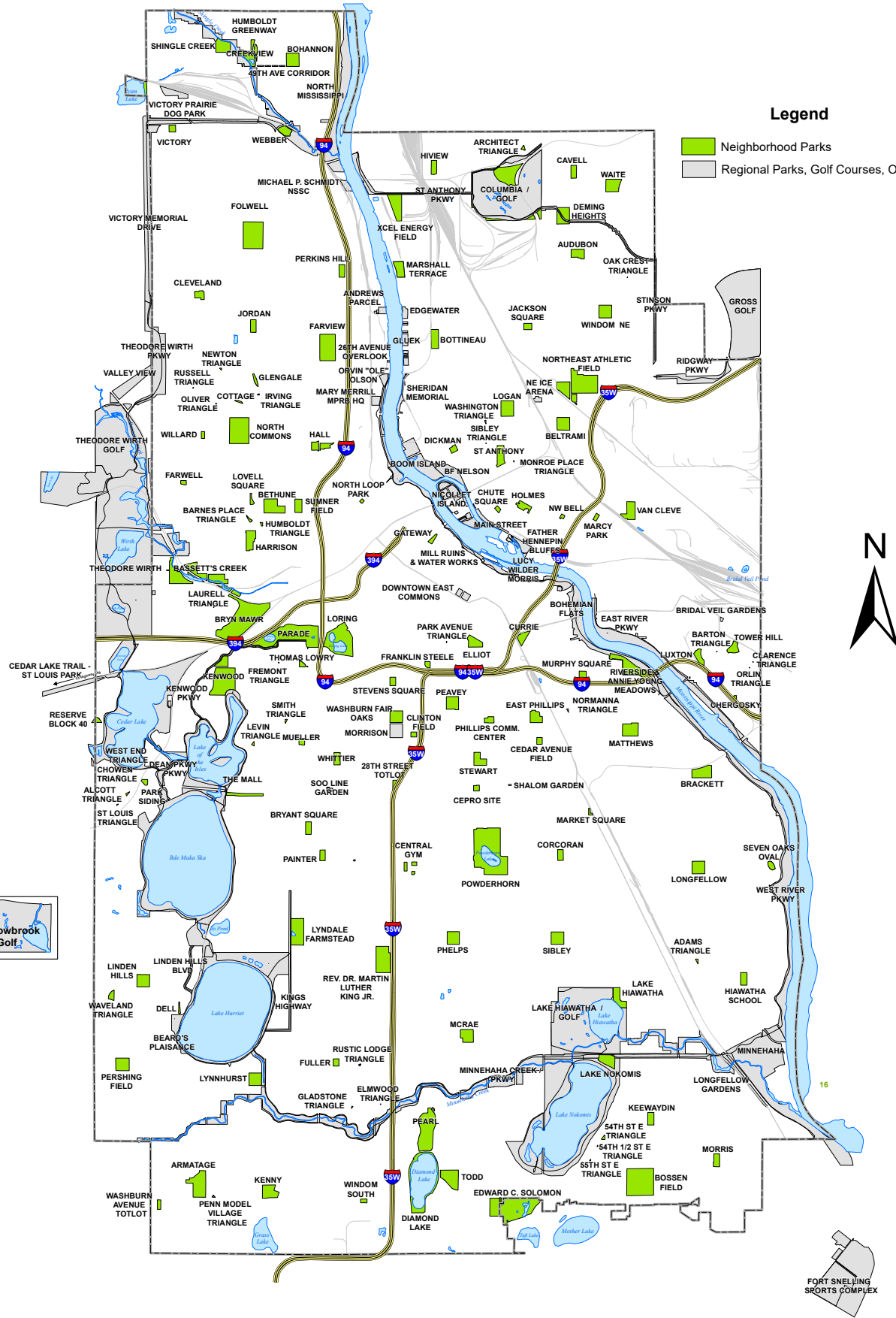
Currently, MPRB has allocated NPP20 funding for capital investment projects at a total of 28 neighborhood parks: 13 in 2023, seven parks in 2024 and eight additional parks in 2025. (Details on pages 12-14.) Through 2029, parks with current equity rankings up to 102 have NPP20 funding allocations (using park equity rankings on a rolling basis, with the end point at NPP20’s conclusion in 2036). If the current rate of park improvements continues, all neighborhood parks with major amenities will benefit from a first round of improvements prior to the conclusion of NPP20.

Regarding the report requirement about the impact of the NPP20 ordinance on MPRB’s overall operating costs: In implementing NPP20, MPRB is also developing tactics and strategies and implementing technologies to continuously improve maintenance and operations, as well as project management and delivery. With NPP20, improved efficiency and operating costs have begun to be experienced on these related fronts:

- Increased maintenance maximizes the service life of park assets and, over time, reduces the backlog for repairs and rehabilitation projects.
- A reduced backlog results in larger numbers of park assets that are consistently available to the public.
- Some cost savings result from energy-efficient investments that, for example, reduce water and electricity usage.

¹ MPRB currently uses a six-year project schedule.





Legend

- Neighborhood Parks
- Regional Parks, Golf Courses, Other Parkland



History & Background

“Closing the Gap” and the NPP20 Ordinances

In large part, NPP20 is the outcome of “Closing the Gap: Investing in Neighborhood Parks.” This ambitious 2015 initiative assessed 160 neighborhood parks and quantified the dual impacts of the system’s age and of deferred maintenance. This data provided a comprehensive picture of needed restoration and maintenance for aging neighborhood parks throughout the city – and the gaps in funding to pay for those needs. It also noted a level of support from city residents to address the funding gaps through a property tax increase.

Rather than pursue a ballot referendum for this funding during the 2016 election, the City and the MPRB began negotiations on providing additional City funding for neighborhood parks and for street repairs (the subject of another possible funding referendum).

By May 2016, the City of Minneapolis and MPRB had developed the 20-Year Neighborhood Park Plan: a historic agreement to ensure additional annual funding dedicated to neighborhood parks. Both government agencies passed concurrent NPP20 ordinances; the City’s included provisions to protect existing financial arrangements between the City and MPRB, and increased funding for street repairs. MPRB Commissioners passed two ordinances: The NPP20 ordinance and the “Equity Ordinance.”

The NPP20 Ordinance lays out the terms of the plan and notes its considerable advantages as a 20-year financial agreement: It is “consistent with existing annual levy and capital budget processes” and “avoids the uncertainty and inflexibility of various potential ballot measures.” It protects existing financial arrangements between the City and MPRB, who “achieve a shared goal of closing a neighborhood parks funding gap utilizing racial and economic equity criteria.”

The “Equity Ordinance” (officially the “Criteria Based System for MPRB Capital and Rehabilitation Project Scheduling”) was the first of its kind among U.S. park systems. A result of the City’s and MPRB’s commitment to addressing racial and economic equity, it details MPRB’s annual “equity ranking” process. Seven specific, quantifiable criteria were developed with feedback from representatives of local, racial equity-focused organizations, and are used to evaluate and score neighborhood parks. The resulting park equity rankings are incorporated into the Capital Improvement Program and used to allocate NPP20 funds for park projects. The criteria receive an annual review to address unintended consequences of the ordinances and adapt to changes in neighborhoods and parks due to shifting demographics and economics.

7 Criteria for Neighborhood Park Equity Rankings

Community Characteristics

Park Characteristics

- 1 Areas of concentrated poverty and racially concentrated areas of poverty
- 2 Population density
- 3 Youth population
- 4 Neighborhood safety
- 5 Condition of park assets
- 6 Age of park assets
- 7 Ratio of past 15 years of investments to the replacement cost of all major assets in a park



Six-year project schedule: the Capital Improvement Program

MPRB develops and adopts its six-year Capital Improvement Program (CIP) as part of its annual budget process. Per the NPP20 ordinance, the CIP includes NPP20 funding allocations for capital investment and rehabilitation projects in neighborhood parks. The allocations are based on updated neighborhood park equity rankings (noted on previous page) and draw on the Guaranteed Minimum Annual Amount for NPP20 funds (noted on following page).

The CIP describes nearly all park projects as “long-range plan implementation,” rather than specifics such as a wading pool or play area. This is because, once capital investment funding is available, the community has a say in how it is used. Community members engage with MPRB staff in a “participatory project scoping” process to select the aspects of a park’s long-range plan to be implemented. Regardless of the project scope, funding allocations for a park remain with that park.

Capital Investment projects: 2017 - 2021 transition period

From 2017 to 2021, MPRB honored neighborhood park projects from its 2016-2021 CIP, which had funding allocated prior to the 2016 adoption of the NPP20 ordinance. These projects were implemented regardless of a park’s equity ranking. Parks with high equity rankings received additional NPP20 allocations.

Meanwhile, the new NPP20 funding allowed MPRB to add capital investment allocations each year for parks with high equity rankings: for example, Bassett’s Creek, Currie and Farwell in 2019. As of 2022, NPP20 equity criteria drive all allocations and scheduling for capital investments in neighborhood parks. For current park equity rankings and funding allocations, see References 4, 5, 6, pages 18-19. For current Capital Investment projects, see pages 12-17.

NPP20 funding and expansion of MPRB’s rehabilitation program

NPP20 allowed the MPRB to expand its capacity to address a wide range of major repairs, replacements and restoration projects that fall outside both routine maintenance and capital investment projects. With NPP20 funding, the six-year rehabilitation budget of \$25 million (2019 – 2024) is six times higher than the \$3.97 million budget prior to NPP20.

NPP20’s rehabilitation program encompasses nine work categories: accessibility improvements related to the Americans with Disabilities Act (ADA); buildings and recreation centers; roofs; heating, ventilation and air conditioning (HVAC) systems; park amenities (also known as the “neighborhood amenity fund”), park lighting; below-grade infrastructure; sidewalks and pavement; and operations facilities.

A 2018 amendment reallocated funds among these categories to align with and account for work performed by staff and contractors from MPRB’s Asset Management department and coded to the buildings and recreation centers and park amenities categories. Projects in all work categories are identified, prioritized and scheduled using a range of factors, including project distribution under equity criteria. For current park equity rankings and funding allocations, see References 4, 5, 6, pages 18-19. For current Capital Investment projects, see pages 12-17.



NPP20 funding for operations, maintenance and repairs: service level enhancements, 2027-2021

Referred to in the ordinance as “Operating Funds,” this funding comes from an increase in property taxes that equated to approximately 1% of all City tax levies the year the NPP20 ordinance was adopted and remains in effect for the duration of the plan. The increase yielded \$3 million in 2017, an amount that increases annually through the Board-approved annual property-tax levy. This funding cannot supplant other operations funding for neighborhood parks. It is dedicated to operations and implementation of NPP20.

NPP20 implementation in this program area included development of a program to enhance service levels for critical operations, maintenance and repairs in work categories that include mowing; tree pruning; gardens and planted areas; play area equipment; outdoor park furniture; plumbing start-up/shutdown and electrical systems.

The program set initial targets for service levels in 2017 and 2018, laid out a five-step approach to achieving them, and set a timeline for each work category. From 2017 to 2021, the NPP20 annual report included information on this program area; by 2019, service level targets were achieved in all work categories but one (see page 22, Reference 7a).

Beginning in 2023, data on the remaining category, seasonal plumbing start-up/shutdown, is tracked through a publicly available GIS map. This system, also used for other operations work, allows MPRB staff to analyze and adjust workflows for efficiency and improved service levels. Meanwhile, service levels across all work categories are reviewed annually to ensure the NPP20 targeted levels are maintained.

Periodic reviews and adjustments to NPP20 Funding

The NPP20 agreement allows for adjustments to the “Guaranteed Minimum Annual Amount” (GMAA) of NPP20 funding for capital and rehabilitation projects “with considerations of inflation and other salient factors” at five-year points of the 20-year program: in 2020, 2025 and 2030. The COVID-19 pandemic delayed the 2020 review and adjustment to 2021. That year, the City and MPRB agreed to GMAA amounts for years 2022 through 2026.

The GMAAs for 2024-2029 are as follows:

NPP20 Funds: Guaranteed Minimum Annual Amount (GMAA)						
Year	2024	2025	2026	2027	2028	2029
Millions	\$12.28	\$12.69	\$13.12	\$13.12	\$13.12	\$13.12

In 2025, the City and MPRB will set the GMAAs for 2027 through 2031.



NPP20 Rehabilitation

MPRB’s rehabilitation program repairs, restores or replaces park facilities and amenities that are not part of capital investment projects. New NPP20 funding increased the six-year (2019 to 2024) rehabilitation budget to \$25 million, which is six times greater than the previous six-year budget of about \$3.97 million.

Rehabilitation program goals include:

- Enhance park safety
- Meet critical codes and regulations
- Implement MPRB’s Americans with Disabilities Act (ADA) Transition Plan
- Address critical failures and make necessary replacements from a maintenance backlog
- Improve or restore functionality, efficiency and long-term performance
- Focus on park features most in need of repair or replacement
- Retain flexibility, given the program’s wide range of projects that vary in terms of scale and complexity; and the changing conditions of park assets requiring work

Process for identifying and scheduling rehabilitation projects

1. Establish and maintain inventories of all park assets requiring maintenance, repair or eventual replacement
2. Assess condition of assets using qualified industry professionals
3. Rank assets’ need for rehabilitation: critical, high, medium or low
4. Prioritize rehabilitation projects considering more than a dozen factors, including condition, seasonality, cost estimates and efficiencies in project delivery, as well as a park’s equity ranking

2023 Rehabilitation Allocations	NPP20 Budget	% Budget Allocated	\$ Amount Allocated	# of Projects in Process	# of Projects Completed
ADA Improvements	\$800,000	100%	\$800,000		2
Buildings and Recreation Centers	\$454,000	100%	\$454,000		4
Roofs	\$600,000	100%	\$600,000		2
Heating, Ventilation & Air Conditioning (HVAC)	\$350,000	100%	\$350,000		1
Park Lighting	\$200,000	100%	\$200,000		1
Below-Grade Infrastructure	\$50,000	100%	\$50,000		1
Sidewalk and Pavement	\$375,000	100%	\$375,000		2
Operations Facilities	\$150,000	100%	\$150,000		1
Park Amenities	\$553,000	100%	\$553,000		3
Total Allocated	\$3,532,000	100%	\$3,532,000		

2024 Rehabilitation Allocations	NPP20 Budget	% Budget Allocated	\$ Amount Allocated	# of Projects in Process	# of Projects Completed
ADA Improvements	\$750,000	75%	\$560,932	2	1
Buildings and Recreation Centers	\$500,000	100%	\$500,000		4
Roofs	\$510,000	100%	\$510,000	2	1
Heating, Ventilation & Air Conditioning (HVAC)	\$300,000	33%	\$100,326	2	
Park Lighting	\$140,000	100%	\$140,000		1
Below-Grade Infrastructure	\$50,000	100%	\$50,000		1
Sidewalk and Pavement	\$350,000	100%	\$350,000		2
Operations Facilities	\$100,000	100%	\$100,000		1
Park Amenities	\$620,000	100%	\$620,000		3
Athletic Fields / Diamonds	\$200,000	4%	\$8,400		
Total Allocated	\$3,520,000	84%	\$2,939,658		

2025 Rehabilitation Allocations	NPP20 Budget	% Budget Allocated	\$ Amount Allocated	# of Projects in Process	# of Projects Completed
ADA Improvements	\$775,000	0%	\$0		
Buildings and Recreation Centers	\$560,000	0%	\$0		
Roofs	\$575,000	0%	\$0		
Heating, Ventilation & Air Conditioning (HVAC)	\$200,000	0%	\$0		
Park Lighting	\$250,000	0%	\$0		
Below-Grade Infrastructure	\$50,000	0%	\$0		
Sidewalk and Pavement	\$450,000	0%	\$0		
Operations Facilities	\$150,000	0%	\$0		
Park Amenities	\$785,000	0%	\$0		
Athletic Field / Diamonds Rehab	\$300,000	0%	\$0		
Total Allocated	\$4,095,000	0%			

Sidewalk and Pavement work included **Loring Park** path repairs (far right); sport court repairs at **Bethune** (full-depth basketball court renovation, below), **Kenwood** (below) and five other parks; various repairs system-wide such as **Bethune Park** curbs; **Brackett** and **Farview Park** sidewalks; **Beltrami Park's** wading pool deck; **Van Cleve Park** light pole bases; **Pearl Park** catch basin and **Longfellow Recreation Center** cement regrading (near right).



Buildings/Recreation Centers and **Accessibility Improvements** work included renovations at **McRae Recreation Center** (left): ADA/gender-neutral restrooms; a new reception desk; full and partial cabinet replacements in the arts/crafts room and kitchen; and flooring throughout.


Additional Highlights ■ **Park Lighting** and **Buildings/Recreation Centers** categories: LED upgrades/replacements to park fixtures **system-wide** and building lights at **Jim Lupient Water Park**, **Kenwood**, **Lynnhurst** and **Pershing** recreation centers ■ **Park Amenities**: Sandblasting and/or painting at 14 wading pools, **Jim Lupient Water Park** and **Stevens Square Park**; bench repairs **system-wide** ■ **Buildings/Recreation Centers**: Siding repairs and/or exterior/interior paint at **Lynnhurst**, **McRae**, **Pershing**, **Rev. Dr. Martin Luther King, Jr.**

NPP20 Capital Investments

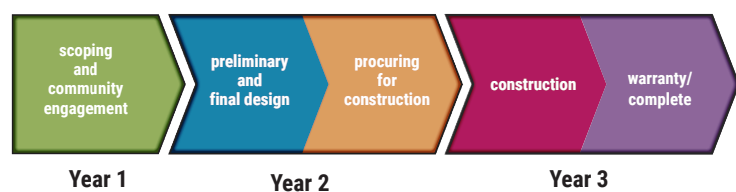
Capital investment projects build, replace or reconstruct park facilities and amenities, for example: recreation centers, athletic fields, playgrounds and pools. Goals for NPP20 capital investments include:

- Implement approved long-range plans for an individual neighborhood park or a Service Area Parks Plan
- Support MPRB’s recreation division to ensure that recreation facilities, programs and services align with current and long-term community needs.
- Align with goals from Parks for All, MPRB’s 2021 Comprehensive Plan, including racial and health equity and increased accessibility.
- Address the needs of diverse park users and better reflect changing neighborhoods.
- Focus on parks in under-served areas of the city, in accordance with the NPP20 equity criteria ordinance.

2023 Projects	NPP20 Budget ⁽¹⁾	% Budget Allocated	\$ Amount Allocated	(Expected) Completion ⁽²⁾	Project Phase as of 12/31/2024
Audubon Park	\$110,000	0%	\$0	Q4 2025	■
Bethune Park	\$823,000	100%	\$823,000	Q2 2025	■
Bohannon Park	\$920,000	3%	\$27,510		Not Started ⁽²⁾
Bryn Mawr Meadows ³	\$180,000	100%	\$180,000	Q4 2023	■
Central Gym Park	\$496,000	0%	\$0	Q4 2025	■
Cottage Park	\$560,000	9%	\$47,626	Q4 2025	■
Farview Park	\$252,000	86%	\$216,540	Q4 2025	■
Folwell Park	\$150,000	0%	\$0	Q4 2025	■
Glen Gale Park	\$672,000	10%	\$68,698	Q4 2025	■
Harrison Park	\$784,000	0%	\$0	Q4 2025	■
Jordan Park	\$350,000	100%	\$350,000	Jul-24	■
North Commons Park	\$156,000	100%	\$156,000	Q2 2024	■
Painter Park	\$175,000	100%	\$175,000	Q2 2024	■
Sibley Park	\$889,000	100%	\$889,000	Q2 2024	■
Smith Triangle	\$232,000	5%	\$11,372		Not Started ⁽²⁾
Todd Park	\$355,000	6%	\$21,542	Q2 2026	■
Victory Park	\$200,000	100%	\$200,000	Q2 2025	■
Willard Park	\$1,048,000	0%	\$0	Q4 2026	■
Total Allocated	\$8,352,000	38%	\$3,166,289		



Typical Phases for a Capital Investment Project



Process for Identifying and Scheduling Capital Investment Projects

1. **Evaluate**, score and rank neighborhood parks annually, using the criteria-based system established in the Equity Ordinance.
2. **Allocate** funds annually to parks with the highest rankings, on a rolling basis so that allocations go to new parks each year.
3. For details, see page 6: "About the Equity Ordinance."

Notes on Specific Projects

* Project launches postponed from 2020 until 2021, due to the pandemic: Corcoran, Farwell, Hall, Keewaydin, Painter, Sibley Field, Whittier.

** Projects accelerated from 2021 to 2020, due to the pandemic: Cavell, Northeast Athletic Field, Sumner Field and Van Cleve.

*** Willard Park: Design phase will begin pending Federal grants

Notes for Annual Project Tables

(1) **NPP20 Budget** figures include only NPP20 funding; capital investment projects may include other funding sources.

(2) **Project timing** for launch or completion is based, in part, on future funding allocations for that project. It may also reflect schedule shifts due to the pandemic and/or staffing constraints.

(3) **Bryn Mawr Meadows Park** is the final project from the 2016-2021 CIP, which was approved prior to NPP20's 2017 launch; see page 7: "Capital investment projects: 2017-2021 transition period."

(4) **Scoping and community engagement phase:** a portion of this project work is included in the approved long-range plan for the park.

2024 Projects	NPP20 Budget ⁽¹⁾	% Budget Allocated	\$ Amount Allocated	(Expected) Completion ⁽²⁾	Project Phase as of 12/31/2024
Bohannon Park	\$390,000	0%	\$0		Not Started ⁽²⁾
Bottineau Park	\$1,575,000	23%	\$360,880	Q4 2025	■
Cleveland Park	\$477,000	15%	\$73,647	Q3 2026	■
Elliot Park	\$1,493,000	9%	\$133,087	Q3 2026	■
Farview Park	\$1,078,000	0%	\$0	Q4 2025	■
Franklin Steele Square Park	\$390,000	0%	\$0	Q3 2026	■
Fuller Park	\$789,000	10%	\$75,169	Q3 2026	■
Harrison Park	\$390,000	0%	\$0	Q4 2026	■
Shingle Creek Park	\$331,000	43%	\$142,283		Not Started ⁽²⁾
St. Anthony Park	\$1,080,000	3%	\$27,570		Not Started ⁽²⁾
Sumner Field Park	\$738,000	0%	\$0	Q3 2026	■
Shade Structures	\$30,000	2%	\$630		Not Started ⁽²⁾
Total Allocated	\$8,761,000	9%	\$813,266		



A new playground opened at **North Commons Park** in advance of construction on the major new fieldhouse and water park/ community center renovation project.

Construction at **Victory Park** was nearly completed, with the splash pad set to open in 2025.

2025 Projects	NPP20 Budget ⁽¹⁾	% Budget Allocated	\$ Amount Allocated	(Expected) Completion ⁽²⁾	Project Phase as of 12/31/2024
Audubon Park	\$1,673,000	0%	\$0	Q4 2025	■
Beltrami	\$1,154,000	0%	\$0		Not Started ⁽²⁾
Cedar Avenue Field Park	\$417,000	0%	\$0	Q4 2026	■
Cleveland Park	\$506,000	0%	\$0	Q3 2026	■
East Phillips Park: vision plan + initial improvements	\$1,510,000	0%	\$0		Not Started ⁽²⁾
Hall Park	\$425,000	0%	\$0		Not Started ⁽²⁾
Logan Park	\$675,000	0%	\$0		Not Started ⁽²⁾
Newton Triangle	\$165,000	0%	\$0		Not Started ⁽²⁾
Shingle Creek	\$766,000	0%	\$0		Not Started ⁽²⁾
Stewart Park	\$550,000	0%	\$0	Q2 2026	■
Washburn Fair Oaks Park	\$385,000	0%	\$0		Not Started ⁽²⁾
Whittier Park	\$370,000	0%	\$0	Q4 2025	■
Total Allocated	\$8,596,000	0%	\$0		



Renovated basketball and tennis/pickleball courts completed the improvements project at **Painter Park**, which included a skatepark that opened in 2023.



Jordan Park's new wading pool and restroom building opened in July.



NPP20 Capital Investments Funded Prior to 2023

The chart below highlights active projects funded before 2023 that were not included in the previous charts. While the NPP20 ordinance mandates reporting for 2023 – 2025, many projects span multiple years and information is provided for these remaining active projects. Complete details on prior year allocations are available in previous NPP20 Annual Reports.

	% Budget Allocated		
	2020	2021	2022
Rehabilitation Program	100%	100%	100%
Capital Investment Projects	89%	91%	54%

Projects funded prior to 2023	NPP20 Budget ⁽¹⁾	% Budget Allocated	\$ Amount Allocated	Expected Completion ⁽²⁾	Project Phase as of 12/31/2024
28th Street Totlot	\$200,000	100%	\$200,000	Q2 2025	■
Cavell Park	\$333,700	5%	\$16,308	Q3 2026	■
Corcoran Park	\$950,000	69%	\$654,705	Q4 2025	■
Lake Hiawatha Park	\$338,500	24%	\$81,476	Q3 2026	■
Linden Hills	\$292,000	100%	\$292,000	Q4 2024	■
Lynnhurst Park	\$307,000	20%	\$62,669	Q4 2025	■
North Commons	\$1,968,000	100%	\$1,968,000	Q4 2027	■
Powderhorn Park	\$592,000	100%	\$592,000	Q2 2025	■
Riverside Park	\$1,462,000	75%	\$1,102,297	Q4 2025	■



Summer construction at **Murphy Square Park** improved access and circulation by changing paths, lighting and locations of site furnishings.



Construction at the **28th Street Totlot** began in the fall, with a new playground, entry plaza and path, site furnishings and landscaping to open in 2025.



At **Powderhorn Park**, a smaller nature-themed play area opened, along with a new path, staircase, landscaping, trees and picnic area; a larger play area for older children will be constructed in 2025.

Front and Back Covers: A wading pool opened in June at **Sibley Park**, joining the playground that opened the previous year; at **Bryn Mawr Park**, 16 acres of naturalized landscapes and bee lawns underwent their first full growing season, closing out a redesign included two stormwater ponds; a new playground and mountain-bike skills course; two upgraded premier athletic fields and a one-mile walking loop.



East Phillips community members weighed in on initial concept designs for **Cedar Avenue Field Park**, which focused on “Indigenized” improvements such as garden areas, a powwow grounds/multipurpose lawn, water features, play areas and more.



Elliot Park's approved concept design (above) includes a splashpad, playground, performance platform, catenary lighting and numerous other amenities.



Community members worked with MPRB staff and skatepark designers to develop and finalize a skatepark to be constructed at **Central Gym Park** in 2025.



Slides & Spinners/Toboganes y giradores



Multi-use Field/Campo de usos múltiples



Sport Court/Cancha deportiva

The approved concept design for **Harrison Park** includes a playground, pavilion, naturalized areas, sport courts, multiuse field and other amenities.

Reference List

Links in this section are updated as necessary and were last accessed in March, 2025. If a link cannot be accessed, or to request a printed copy of an annual report, contact MPRB Customer Service (612-230-6400, Monday-Friday, 8am to 4:30pm).

The documents listed here are also available on the MPRB website:

minneapolisparks.org/npp20 | minneapolisparks.org/budget-financial | minneapolisparks.org/code-of-ordinances

1. Park and Recreation Board Code of Ordinances, Chapter 16, 20-Year Neighborhood Park Plan.

Minneapolis Park and Recreation Board. (2016).

https://library.municode.com/mn/minneapolis/ordinances/code_of_ordinances?nodeId=773510

2. Resolution 2021-316: Approving the Adjusted 20 Year Neighborhood Park Plan Guaranteed Minimum Annual Amount for 2022 through 2026. Minneapolis Park and Recreation Board. (2021).

<https://agendasuite.org/iip/mprb/file/getfile/9751>

See also Resolution No. 2021R-315: Approving the adjusted 20 Year Neighborhood Park Plan Guaranteed Minimum Annual Amount for 2022 through 2026 due to inflation. City of Minneapolis. (2021).

https://lims.minneapolismn.gov/Download/MetaData/23646/2021R-315_Id_23646.pdf

3. Park and Recreation Board Code of Ordinances, Chapter 17 - Criteria-Based System for Capital and Rehabilitation Neighborhood Park Project Scheduling. Minneapolis Park and Recreation Board (2016).

https://library.municode.com/mn/minneapolis/ordinances/code_of_ordinances?nodeId=783116

4. 2023 Annual Budget: Capital Improvement Program. Minneapolis Park and Recreation Board (2022).

<https://www.minneapolisparks.org/wp-content/uploads/2023/01/2023-Annual-Budget-for-website.pdf>

- a. Capital investment projects: neighborhood parks, pages 181-182 (PDF) or 175-176 (publication)
- b. Rehabilitation program, pages 184 (PDF) or 178 (publication)
- c. Annual equity rankings for neighborhood parks (aka "Neighborhood Park Metrics Resulting from Criteria Based System for Capital and Rehabilitation Neighborhood Park Project Scheduling"), pages 195-200 (PDF) or 189-194 (publication)



5. 2024 Annual Budget: Capital Improvement Program.

Minneapolis Park and Recreation Board (2023). Accessed March 3, 2025.

<https://www.minneapolisparcs.org/wp-content/uploads/2024/01/MPRB-2024-Adopted-Budget.pdf>

- a. Capital investment projects: neighborhood parks, pages 185-186 (PDF) or 179-180 (publication)
- b. Rehabilitation program, pages 188-189 (PDF) or 182-183 (publication)
- c. Annual equity rankings for neighborhood parks (aka “Neighborhood Park Metrics Resulting from Criteria Based System for Capital and Rehabilitation Neighborhood Park Project Scheduling”), pages 201-205 (PDF) or 195-199 (publication)

6. 2025-2026 Annual Budget: Capital Improvement Program.


Minneapolis Park and Recreation Board. (2024).

<http://www.minneapolisparcs.org/wp-content/uploads/2025/02/2025-26-Adopted-Budget-for-website.pdf>

- a. Capital investment projects: neighborhood developed parks, pages 187-188 (PDF) or 181-182 (publication); and undeveloped parks, page 189 (PDF) or 183 (publication)
- b. Rehabilitation program, pages 190-191 (PDF) or 184-185 (publication)
- c. Annual equity rankings for neighborhood parks (aka “Neighborhood Park Metrics Resulting from Criteria Based System for Capital and Rehabilitation Neighborhood Park Project Scheduling”), pages 199-204 (PDF) or 193-198 (publication)

7. Previous NPP20 Annual Reports

[2023](#) | [2022](#) | [2021](#) | [2020](#) | [2019](#) | [2018](#) | [2017](#)





**Minneapolis
Park & Recreation Board**

2117 West River Road Minneapolis, MN 55411 612-230-6400 phone

www.minneapolisparke.org/NPP20

2024 NPP20 Annual Report — published April 2025