

# 2023 Park Funding Facts

## Comparison by Geographical Area and Commissioner District

	<b>NE/SE District 1</b>	<b>N District 2</b>	<b>Upper S District 3</b>	<b>Upper SW District 4</b>	<b>Lower S District 5</b>	<b>Lower SW District 6</b>
<b>Parks</b>	<b>41</b>	<b>39</b>	<b>20</b>	<b>37</b>	<b>22</b>	<b>24</b>
<b>Total Acres - Land/Water</b>	<b>798/309</b>	<b>1,080/289</b>	<b>333/167</b>	<b>753/579</b>	<b>1,062/456</b>	<b>662/563</b>
<b>Population per ESRI Community Analyst Population Profile</b>	<b>82,790</b>	<b>73,180</b>	<b>68,337</b>	<b>79,035</b>	<b>64,996</b>	<b>65,908</b>
<b>Capital investments - average annual per capita 2017-2022/ slated for 2023-2028</b>	<b>\$35/\$46</b>	<b>\$71/\$55</b>	<b>\$43/\$17</b>	<b>\$52/\$35</b>	<b>\$41/\$27</b>	<b>\$13/\$28</b>
<b>Youth/family programs and services per capita, 2022</b>	<b>\$40</b>	<b>\$50</b>	<b>\$65</b>	<b>\$20</b>	<b>\$41</b>	<b>\$43</b>
<b>Maintenance and operations per capita, 2022</b>	<b>\$66</b>	<b>\$89</b>	<b>\$58</b>	<b>\$51</b>	<b>\$93</b>	<b>\$78</b>
<b>Youth/family programs and services - funds invested in 2022</b>	<b>\$3.2 M</b>	<b>\$3.6 M</b>	<b>\$4.4 M</b>	<b>\$1.6 M</b>	<b>\$2.7 M</b>	<b>\$2.9 M</b>
<b>Maintenance and operations - funds invested 2022</b>	<b>\$5.4 M</b>	<b>\$6.5 M</b>	<b>\$4.0M</b>	<b>\$4.0 M</b>	<b>\$6.0 M</b>	<b>\$5.2 M</b>

### Capital Improvement Funds - Allocations by District, 2017-2028





# 2023 Park Funding Facts

## Northeast/Southeast-District 1

### Investing in Your Community

**82,790** Service area population per ESRI Community Analyst Population Profile

**\$35/\$46** Capital investments - average annual per capita (2017-2022 / Slated for 2023-2028)

**\$40** Youth/family programs and services per capita (2022)

**\$66** Maintenance and operations per capita (2022)

### 2017-2022 Improvement Highlights

- **New Parks:** Bridal Veil Gardens and Hall's Island
- **Buildings:** Northeast Recreation Center built, Van Cleve Recreation Center accessibility upgrades
- **Trails:** Boom Island-Nicollet Island Bridge restored, St. Anthony Parkway repaired
- **Fields:** Northeast Park
- **Courts:** Basketball at Sheridan
- **Play Areas:** Columbia, Holmes, Luxton, Northeast, Sheridan, Van Cleve
- **Wading Pools:** Logan
- **Art:** Murals at Beltrami, Logan, Northeast
- **Other Amenities:** Picnic Shelter at Sheridan

### 2023-2028 Improvement Highlights

- **New Parks:** Graco Park
- **Buildings:** Stage and Bathroom Building at Father Hennepin, Community Center at Graco Park
- **Trails:** Plymouth Bridge Underpass, Grand Rounds Missing Link, Repairs at Columbia, Diagonal, Ridgway
- **Fields:** Northeast Park
- **Courts:** Basketball at Dickman and Marcy, Pickleball at Dickman
- **Play Areas:** Cavell and Marcy
- **Art:** Murals at Boom Island, Van Cleve, Windom Northeast
- **Other Amenities:** Dog Park and Hammock Grove at Marcy
- **Funding Allocated, Improvements TBD:** Audubon, Beltrami, Bottineau, Jackson Square, Logan, St. Anthony, Above the Falls Regional Park

### \$3.3 million youth/family programs and services - funds invested in 2022

**\$2,629,462** recreation centers and programs

**\$108,008** youth sports

**\$489,328** lifeguard services and swim lessons

**\$9,857** Pop-Up Parks and StreetReach

**\$40,079** youth employment



Art Dabbler Camp at Van Cleve Park



Graco Park construction



Boom Island mural



Northeast Park playground



Father Hennepin Bluffs Park stage

### Fast Facts

**41**  
Parks

**1,107**  
Total Acres

**798**  
Land Acres

**309**  
Water Acres

**\$6.5 MILLION**  
Neighborhood parks – funds allocated for capital improvements, 2017-2022

**\$11.1 MILLION**  
Regional parks – funds allocated for capital improvements, 2017-2022

**\$12.8 MILLION**  
Neighborhood parks – funds slated for capital improvements, 2023-2028

**\$9.8 MILLION**  
Regional parks – funds slated for capital improvements, 2023-2028

**\$5.4 MILLION**  
Maintenance and operations, 2022



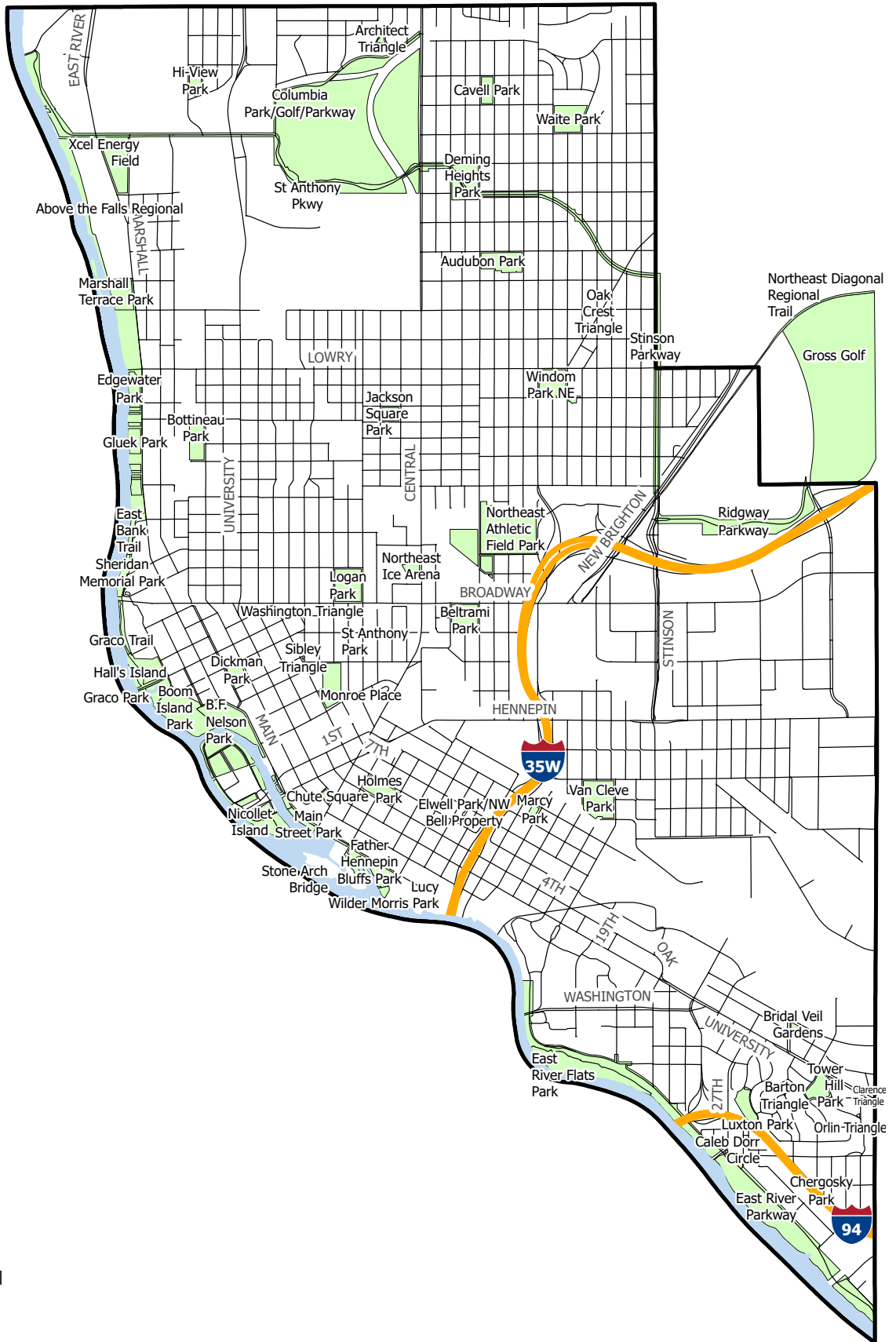
# Commissioner District 1

## Neighborhood Parks

- Architect Triangle
- Audubon Park
- Barton Triangle
- Beltrami Park
- Bottineau Park
- Bridal Veil Gardens
- Caleb Dorr Circle
- Cavell Park
- Chergosky Park
- Chute Square
- Clarence Triangle
- Columbia Park/Golf
- Deming Heights Park
- Dickman Park
- Elwell Park/NW Bell Property
- Gross Golf
- Hi-View Park
- Holmes Park
- Jackson Square Park
- Logan Park
- Luxton Park
- Marcy Park
- Monroe Place
- Northeast Athletic Field Park
- Northeast Ice Arena
- Oak Crest Triangle
- Orlin Triangle
- Sibley Triangle
- St Anthony Park
- Stinson Parkway
- Tower Hill Park
- Van Cleve Park
- Waite Park
- Washington Triangle
- Windom Park NE
- Xcel Energy Field

## Regional Parks

- Above the Falls Regional Park
- Columbia Parkway
- B.F. Nelson Park
- Boom Island Park
- East Bank Trail
- East River Flats Park
- East River Parkway
- Edgewater Park
- Father Hennepin Bluffs Park
- Gluek Park
- Graco Park/Trail
- Hall's Island
- Lucy Wilder Morris Park
- Main Street Park
- Marshall Terrace Park
- Nicollet Island
- Northeast Diagonal Regional Trail
- Ridgway Parkway
- Sheridan Memorial Park
- St Anthony Parkway
- Stone Arch Bridge



# 2023 Park Funding Facts

## North-District 2

### Investing in Your Community

**73,180** Service area population per ESRI Community Analyst Population Profile

**\$71/\$55** Capital investments - average annual per capita (2017-2022 / Slated for 2023-2028)

**\$50** Youth/family programs and services per capita (2022)

**\$89** Maintenance and operations per capita (2022)

### 2017-2022 Improvement Highlights

- **New Parks:** 26th Avenue North Overlook, North Loop Park
- **Buildings:** The Trailhead built, Renovations at Farview, Folwell and North Commons, New "Nature in the City" exhibit at Kroening
- **Fields:** Folwell
- **Courts:** Tennis at Folwell
- **Play Areas:** Bassett's Creek, Cleveland, Farview, Folwell, Lovell Square, North Mississippi
- **Art:** Sculptures at Theodore Wirth Parkway/26th Avenue N and Farview
- **Other Amenities:** All-wheel pump track at Perkins Hill

### 2023-2028 Improvement Highlights

- **New Parks:** Upper Harbor Site
- **Trails:** 26th Avenue North Overlook-Ole Olson Park Connection, Repairs at Luce Line, North Mississippi, Victory Memorial
- **Art:** Mural at Cleveland Park
- **Other Amenities:** Twin Lake shoreline restoration
- **Funding Allocated, Improvements TBD:** Bethune, Bohanon, Cottage, Farwell, Glen Gale, Hall, Harrison, Jordan, Lovell, North Commons, Shingle Creek, Sumner Field, Victory, Webber, Willard, and Irving, Oliver and Russell Triangles, Theodore Wirth Regional Park

### **\$3.6 million** youth/family programs and services - funds invested in 2022

**\$2,745,920** recreation centers and programs

**\$81,007** youth sports

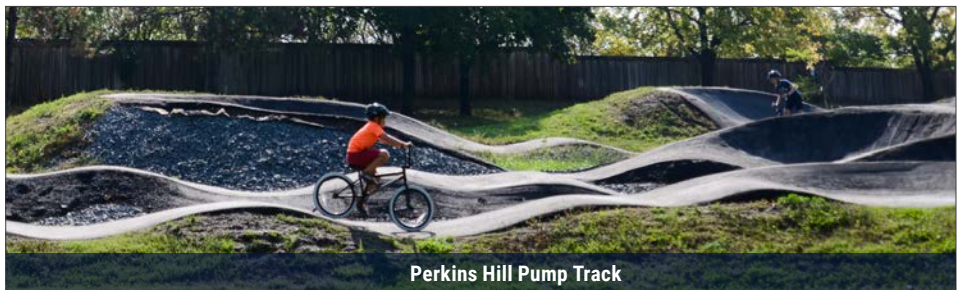
**\$486,764** lifeguard services and swim lessons

**\$79,955** Pop-Up Parks and StreetReach


**\$284,011** youth employment



Farview Park playground




Perkins Hill Pump Track



26th Ave. North Overlook



Upper Harbor site construction



Kroening Nature Center exhibit

### Fast Facts

**39**  
Parks

**1,369**  
Total Acres

**1,080**  
Land Acres

**289**  
Water Acres

**\$23.6 MILLION**  
Neighborhood parks – funds allocated for capital improvements, 2017-2022

**\$7.4 MILLION**  
Regional parks – funds allocated for capital improvements, 2017-2022

**\$16.8 MILLION**  
Neighborhood parks – funds slated for capital improvements, 2023-2028

**\$7.1 MILLION**  
Regional parks – funds slated for capital improvements, 2023-2028

**\$5.9 MILLION**  
Maintenance and operations, 2022



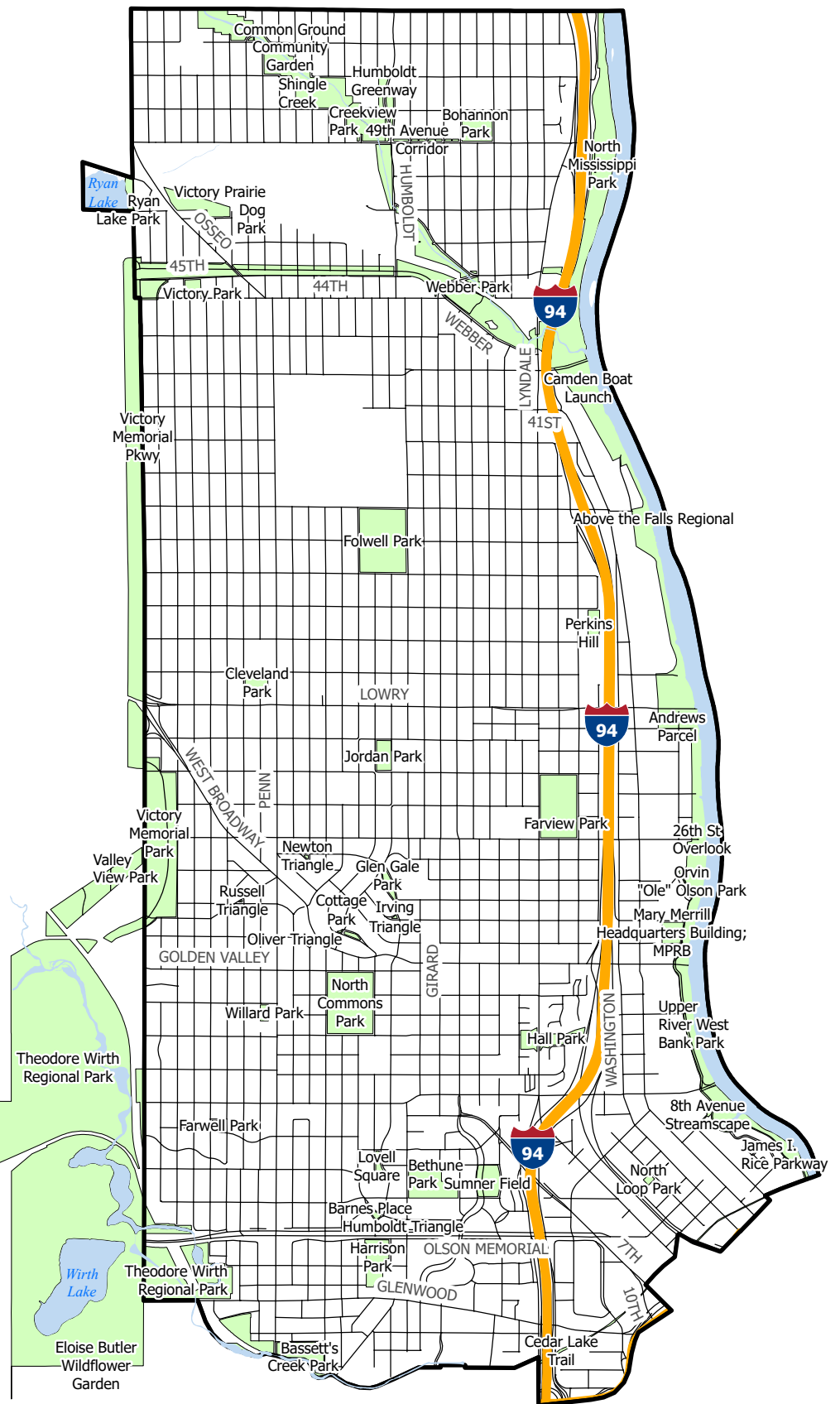
# Commissioner District 2

## Neighborhood Parks

- 8th Avenue Streamscape
- Barnes Place
- Bassett's Creek Park
- Bethune Park
- Bohannon Park
- Cleveland Park
- Cottage Park
- Farview Park
- Farwell Park
- Folwell Park
- Glen Gale Park
- Hall Park
- Harrison Park
- Humboldt Greenway
- Humboldt Triangle
- Irving Triangle
- Jordan Park
- Lovell Square
- Mary Merrill Headquarters Building
- Newton Triangle
- North Commons Park
- North Loop Park
- Oliver Triangle
- Perkins Hill
- Russell Triangle
- Ryan Lake Park
- Sumner Field
- Valley View Park
- Victory Park
- Victory Prairie Dog Park
- Webber Park
- Willard Park

## Regional Parks

- 26th St Overlook
- 49th Avenue Corridor
- Andrews Parcel
- Camden Boat Launch
- Cedar Lake Trail
- Common Ground Community Garden
- Creekview Park
- Eloise Butler Wildflower Garden
- James I. Rice Parkway
- North Mississippi Park
- Orvin "Ole" Olson Park
- Shingle Creek
- Theodore Wirth Park/Parkway
- Upper River West Bank Park
- Victory Memorial Park/Parkway



# 2023 Park Funding Facts

## Upper South-District 3

### Investing in Your Community

**68,337** Service area population per ESRI Community Analyst Population Profile

**\$43/\$17** Capital investments - average annual per capita (2017-2022 / Slated for 2023-2028)

**\$65** Youth/family programs and services per capita (2022)

**\$58** Maintenance and operations per capita (2022)

### 2017-2022 Improvement Highlights

- **New Parks:** Cepro Site (name TBD)
- **Buildings:** Phillips Aquatics Center rebuilt
- **Trails:** West River Parkway repair
- **Fields:** Central, Elliot, Peavey
- **Courts:** Basketball at Currie, Peavey, Sand Volleyball at Bohemian Flats
- **Play Areas:** Cedar Avenue Field, Central, Longfellow, Matthews, Powderhorn
- **Wading Pools:** Currie, Matthews, Powderhorn
- **Art:** Mosaic mural at Currie
- **Other Amenities:** Skatepark at Elliot, Picnic Tables, Grills, Restrooms at Annie Young Meadow, Picnic Pavilion at Peavey

### 2023-2028 Improvement Highlights

- **Art:** Murals at West River Parkway, Powderhorn
- **Other Amenities:** Skatepark at Central Gym, Oak Savannah Restoration at Bohemian Flats
- **Funding Allocated, Improvements TBD:** Cedar Avenue Field, Central Gym, Corcoran, Currie, East Phillips, Elliot, Murphy Square, Powderhorn, Riverside and Stewart, Mississippi Gorge Regional Park

### \$4.4 million youth/family programs and services - funds invested in 2022

**\$2,975,431** recreation centers and programs

**\$148,511** youth sports

**\$964,643** lifeguard services and swim lessons

**\$109,864** Pop-Up Parks and StreetReach

**\$223,906** youth employment



### Fast Facts

**20**  
Parks

**500**  
Total Acres

**333**  
Land Acres

**167**  
Water Acres

**\$15.5 MILLION**  
Neighborhood parks – funds allocated for capital improvements, 2017-2022

**\$2.2 MILLION**  
Regional parks – funds allocated for capital improvements, 2017-2022

**\$6.4 MILLION**  
Neighborhood parks – funds slated for capital improvements, 2023-2028

**\$0.7 MILLION**  
Regional parks – funds slated for capital improvements, 2023-2028

**\$3.5 MILLION**  
Maintenance and operations, 2022



# Commissioner District 3

## Neighborhood Parks

## Regional Parks

- Brackett Park
- Cedar Avenue Field
- Central Gym Park
- Cepro Site
- Corcoran Park
- Currie Park
- East Phillips Park
- Longfellow Park
- Market Square
- Matthews Park
- Murphy Square
- Normanna Triangle
- Peavey Park
- Phillips Community Center
- Powderhorn Park
- Riverside Park
- Seven Oaks Oval
- Shalom Community Garden
- Stewart Park

- Annie Young Meadow
- Bluff Street Park
- Bohemian Flats
- West River Parkway



# 2023 Park Funding Facts

## Upper Southwest–District 4

### Investing in Your Community

**79,035** Service area population per ESRI Community Analyst Population Profile

**\$52/\$35** Capital investments - average annual per capita (2017-2022 / Slated for 2023-2028)

**\$20** Youth/family programs and services per capita (2022)

**\$51** Maintenance and operations per capita (2022)

### 2017-2022 Improvement Highlights

- **New Parks:** Water Works
- **Buildings:** Water Works Pavilion, Cedar Lake South Beach Restrooms, Renovations at Kenwood Community Center, Parade Ice Garden
- **Trails:** Bde Maka Ska resurfaced, Eloise Butler Wildflower Garden Boardwalk
- **Courts:** Tennis at Loring, Waveland Triangle
- **Play Areas:** Loring
- **Art:** Mural at Cedar Lake South Beach
- **Other Amenities:** Renovations for Gateway Park Fountain, Thomas Lowry Seven Pools, Kenilworth Channel, Minneapolis Sculpture Garden, Parade Park Parking Lot

### 2023-2028 Improvement Highlights

- **Buildings:** Bde Maka Ska Pavilion Area, Eloise Butler Wildflower Garden Shelter Renovation
- **Trails:** Cedar Lake Regional Trail Repairs
- **Courts:** Pickleball at Loring
- **Play Areas:** 28th Street Tot Lot
- **Art:** Murals at Franklin Steele Square, Bde Maka Ska Pavilion, Bde Maka Ska Parkway, Sculpture at Smith Triangle
- **Other Amenities:** 28th Street Skatepark, Berger Fountain Rebuild
- **Funding Allocated, Improvements TBD:** Bryn Mawr, Clinton Field, Franklin Steele, Kenwood, The Mall, Mueller, Stevens Square, Whittier; Central Mississippi, Chain of Lakes, Theodore Wirth Regional Parks

### \$1.6 million youth/family programs and services - funds invested in 2022

**\$1,358,710** recreation centers and programs

**\$54,004** youth sports

**\$110,999** lifeguard services and swim lessons

**\$5,085** Pop-Up Parks and StreetReach

**\$29,674** youth employment




Spark'd Studio at Whittier Park



Bde Maka Ska Pavilion construction



Waveland Triangle tennis courts



Water Works Park



Loring Park playground

### Fast Facts

**37**  
Parks

**1,332**  
Total Acres

**753**  
Land Acres

**579**  
Water Acres

**\$12.4 MILLION**  
Neighborhood parks – funds allocated for capital improvements, 2017-2022

**\$12.3 MILLION**  
Regional parks – funds allocated for capital improvements, 2017-2022

**\$13.5 MILLION**  
Neighborhood parks – funds slated for capital improvements, 2023-2028

**\$3.1 MILLION**  
Regional parks – funds slated for capital improvements, 2023-2028

**\$4.2 MILLION**  
Maintenance and operations, 2022





# 2023 Park Funding Facts

## Lower South-District 5

### Investing in Your Community

- 64,996** Service area population per ESRI Community Analyst Population Profile
- \$41/\$27** Capital investments - average annual per capita (2017-2022 / Slated for 2023-2028)
- \$41** Youth/family programs and services per capita (2022)
- \$93** Maintenance and operations per capita (2022)

### 2017-2022 Improvement Highlights

- **Buildings:** Renovations for Bossen Field Park bathroom building, McRae Recreation Center, Minnehaha Pavilion
- **Trails:** Minnehaha Parkway Boardwalk under Lyndale Avenue
- **Fields:** Bossen Field
- **Courts:** Tennis at Morgan Avenue
- **Play Areas:** Bossen, McRae, Nokomis Community Center, Nokomis 54th Street, Pearl, Phelps
- **Wading Pools:** Phelps
- **Art:** Murals at Phelps
- **Other Amenities:** Solar Power Shade Canopy at Lake Nokomis Main Beach, Shoreline Restoration at Lake Nokomis

### 2023-2028 Improvement Highlights

- **Trails:** Connection and Safety Improvements at Lake Nokomis and Hiawatha, Restored Minnehaha Creek Bridge at 36th Avenue S
- **Courts:** Pickleball at Nokomis
- **Play Areas:** Keewaydin
- **Other Amenities:** Trash Collection System at Lake Hiawatha
- **Funding Allocated, Improvements TBD:** Lake Hiawatha, Hiawatha School, Sibley, Todd; Lake Nokomis, Minnehaha, Minnehaha Parkway, Mississippi Gorge Regional Parks

### \$2.7 million youth/family programs and services - funds invested in 2022

- \$2,420,495** recreation centers and programs
- \$121,509** youth sports
- \$110,999** lifeguard services and swim lessons
- \$3,412** Pop-Up Parks and StreetReach
- \$39,512** youth employment



### Fast Facts

**22**  
Parks

**1,518**  
Total Acres

**1,062**  
Land Acres

**456**  
Water Acres

**\$7.1 MILLION**  
Neighborhood parks – funds allocated for capital improvements, 2017-2022

**\$8.9 MILLION**  
Regional parks – funds allocated for capital improvements, 2017-2022

**\$7.0 MILLION**  
Neighborhood parks – funds slated for capital improvements, 2023-2028

**\$3.7 MILLION**  
Regional parks – funds slated for capital improvements, 2023-2028

**\$5.4 MILLION**  
Maintenance and operations, 2022



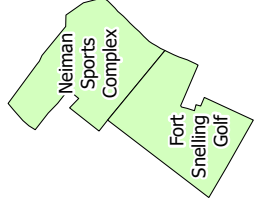
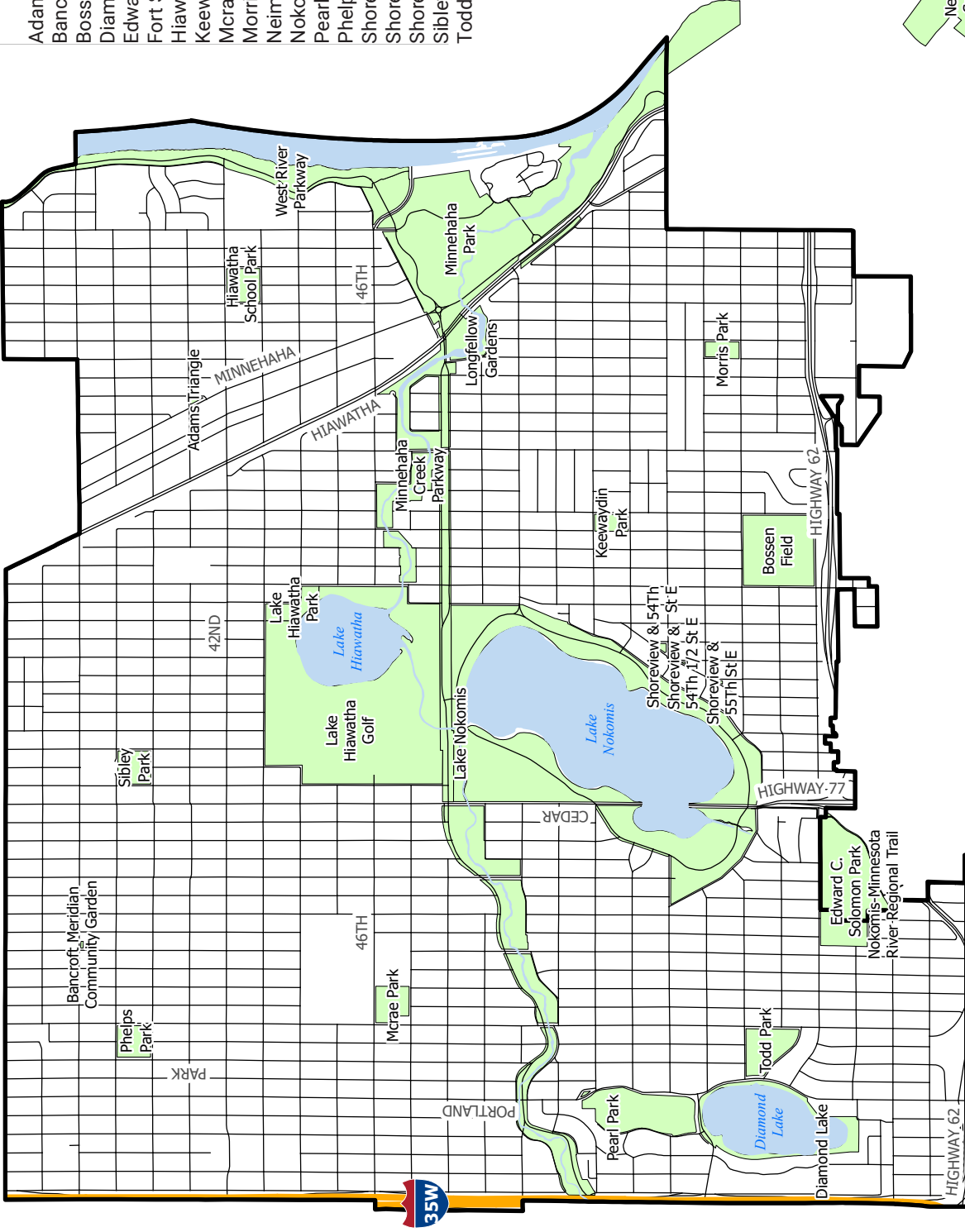
# Commissioner District 5

## Neighborhood Parks

- Adams Triangle
- Bancroft Meridian Community Garden
- Bossen Field
- Diamond Lake
- Edward C. Solomon Park
- Fort Snelling Golf
- Hiawatha School Park
- Keewaydin Park
- Mcrae Park
- Morris Park
- Neiman Sports Complex
- Nokomis-Minnesota River Regional Trail
- Pearl Park
- Phelps Park
- Shoreview and 54th 1/2 St E Triangle
- Shoreview and 54th St E Triangle
- Shoreview and 55th St E Triangle
- Sibley Park
- Todd Park

## Regional Parks

- Lake Hiawatha Golf
- Lake Hiawatha Park
- Lake Nokomis Park
- Longfellow Gardens
- Minnehaha Creek Parkway
- Minnehaha Park
- West River Parkway



# 2023 Park Funding Facts

Lower Southwest–District 6

## Investing in Your Community

**65,908** Service area population per ESRI Community Analyst Population Profile

**\$13/\$28** Capital investments - average annual per capita (2017-2022 / Slated for 2023-2028)

**\$43** Youth/family programs and services per capita (2022)

**\$78** Maintenance and operations per capita (2022)

### 2017–2022 Improvement Highlights

- **Buildings:** Renovations at Bryant Square, Fuller, Lyndale Farmstead, Painter Recreation Centers
- **Trails:** Repaved trail at Bde Maka Ska, Lake Harriet, King’s Highway repaved, Fence and trail upgrades at Robert’s Bird Sanctuary
- **Courts:** Morgan Avenue and Waveland Triangle Tennis, Linden Hills Bocce
- **Play Areas:** Armatage, Bryant Square, Kenny, Linden Hills, Washburn Tot Lot
- **Wading Pools:** Bryant Square
- **Art:** Dakota walkway and sculpture at Bde Maka Ska, Mosaics at Bryant Square Recreation Center

### 2023–2028 Improvement Highlights

- **Buildings:** Renovations at Lake Harriet Bandshell
- **Trails:** William Berry Parkway Resurfaced
- **Art:** Murals at Bde Maka Ska Pavilion and Parkway, Lake Harriet
- **Funding Allocated, Improvements TBD:** Fuller, Lynnhurst, Painter, Pershing Field Parks, Waveland Triangle, Chain of Lakes and Minnehaha Parkway Regional Parks and Trails

### \$2.9 million youth/family programs and services - funds invested in 2022

**\$2,645,780** recreation centers and programs

**\$148,511** youth sports

**\$0** lifeguard services and swim lessons


**\$6,425** Pop-Up Parks and StreetReach

**\$54,078** youth employment



### Fast Facts

- 24** Parks
- 1,225** Total Acres
- 662** Land Acres
- 563** Water Acres
- \$3.7 MILLION** Neighborhood parks – funds allocated for capital improvements, 2017-2022
- \$1.5 MILLION** Regional parks – funds allocated for capital improvements, 2017-2022
- \$9.5 MILLION** Neighborhood parks – funds slated for capital improvements, 2023-2028
- \$1.7 MILLION** Regional parks – funds slated for capital improvements, 2023-2028
- \$4.9 MILLION** Maintenance and operations, 2022



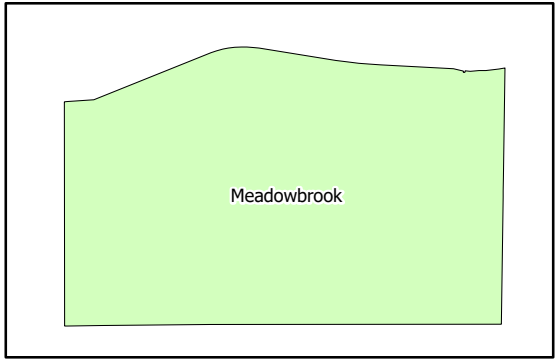
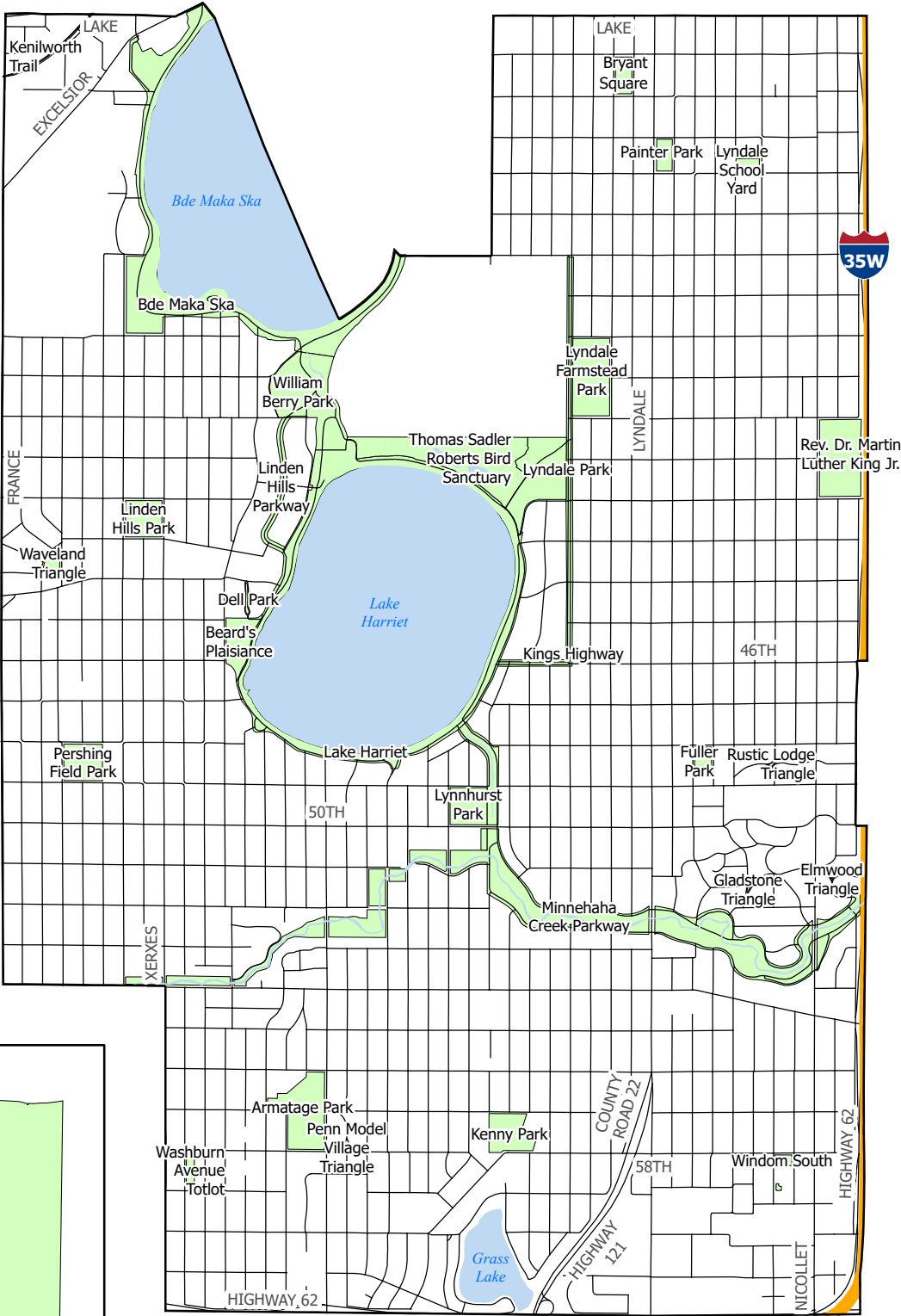
# Commissioner District 6

## Neighborhood Parks

- Armatage Park
- Bryant Square
- Dell Park
- Elmwood Triangle
- Fuller Park
- Gladstone Triangle
- Kenilworth Trail
- Kenny Park
- Kings Highway
- Linden Hills Park/Parkway
- Lyndale Farmstead Park
- Lyndale School Yard
- Meadowbrook
- Painter Park
- Penn Model Village Triangle
- Pershing Field Park
- Rev. Dr. Martin Luther King Jr.
- Rustic Lodge Triangle
- Washburn Avenue Totlot
- Waveland Triangle
- Windom South

## Regional Parks

- Bde Maka Ska
- Beard's Plaisance
- Lake Harriet
- Lyndale Park
- Lynnhurst Park
- Minnehaha Creek Park
- Roberts Bird Sanctuary
- William Berry Park



2.8 miles west of Minneapolis on Excelsior Boulevard