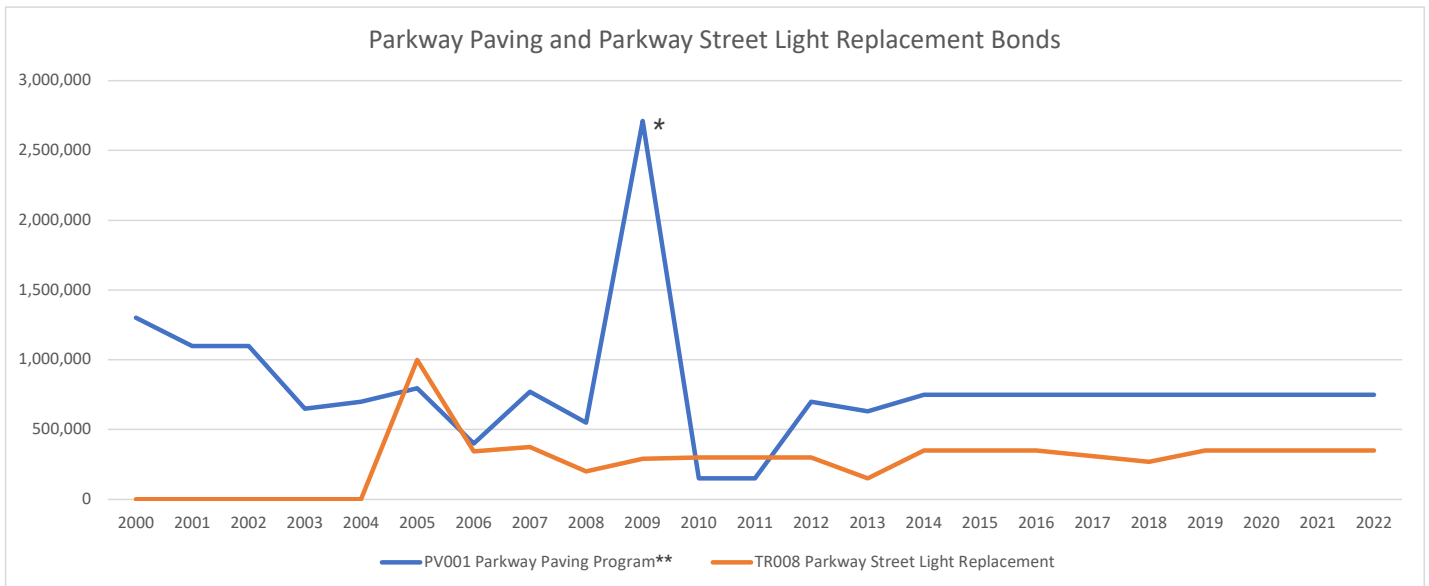




# Repave, Restore and Re-invest in Parkways

Parkways are part of the Minneapolis park and recreation system and are governed by the Minneapolis Park and Recreation Board (MPRB). There are 55 miles of parkways within this system. In 1999 the City of Minneapolis (City) and MPRB agreed, based on a goal of increasing efficiency between agencies, that the City would conduct the maintenance and rehabilitation of the parkways and the replacement of parkway lighting, in the same manner that they City maintains and rehabilitates the City roadway system. The parkways are not eligible for state aid, gas tax or other funding sources typically used for City streets.

## Investment in Parkways since 2000



\*2009 funding included a one-time increase for increased paving, with the following two years having reduced funding.

\*\* includes assessment bonds

## Rate of Improvement

At current funding levels, approximately 0.35-0.60 miles of parkway (or .58 to 1% of the parkway system) can be repaved each year, depending on many factors ranging from soil conditions to parkway design. One new factor is non-compliant pedestrian ramps. Moving forward they will be upgraded in the year preceding a pavement project. Funding for ramp upgrades is the same source used for pavement work itself, so the total amount of pavement renewal will be dependent on the number of ramps. Recognizing the current and projected rate of improvement is not keeping pace with parkway users, the MPRB has set a performance goal of repaving two (or 3.2% of the parkway system) miles per year by 2026.

### Questions?

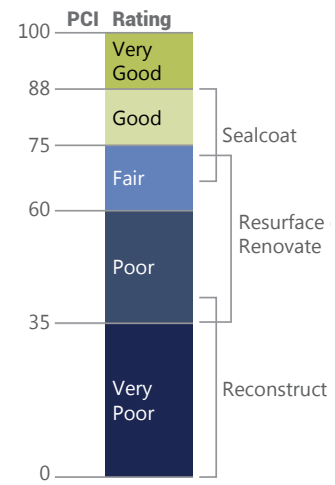
#### Contact:






**Al Bangoura**, Superintendent  
abangoura@minneapolisparcs.org 612-230-6404

**Jennifer Ringold**, Deputy Superintendent  
jringold@minneapolisparcs.org 612-230-6464

## ○ Pavement Condition Index (PCI)

Many factors contribute to overall pavement condition and the experience of parkway users. The MPRB categorizes parkways as very poor to very good.



	Pavement Condition Category	Percent of Parkway System by Category	Driver Experience
	Very Good	36.8%	Driver experiences a smooth roadway surface.
	Good	20.2%	Driver experiences a smooth roadway surface with minor pavement irregularities.
	Fair	16.1%	Driver experiences a fair roadway surface with limited pavement potholes, cracking and rutting.
	Poor	19.8%	Driver experiences a poor roadway surface with increasing pavement potholes, cracking and rutting.
	Very Poor	7.1%	Driver experiences a roadway surface with significant pavement potholes, cracking and rutting; roadway is nearly or complete impassable.

**At current funding levels, it will take 12 years to address the very poor segments and will result in all parkways becoming unsafe and undriveable in approximately 15 years.**