



**Minneapolis**  
Park & Recreation Board

# Victory Park Splash Pad Update

8/24/2022

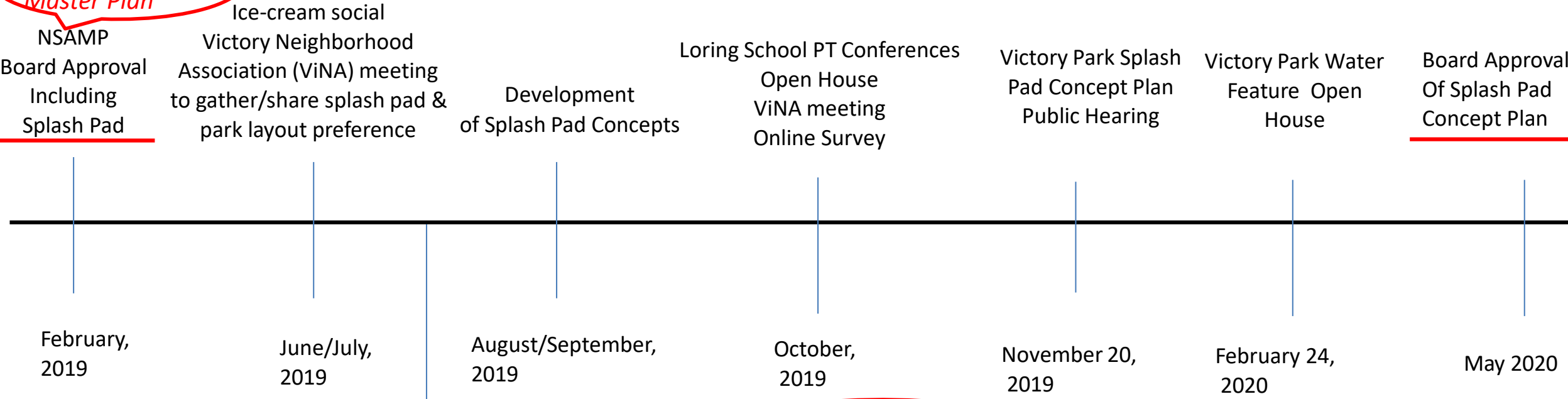
**Andy Schilling, Design Project Manager**

*Note: Red text on slides provide more context and action items discussed in ViNA meeting.*

*PRESENTATION GIVEN TO VICTORY  
NEIGHBORHOOD ASSOCIATION (ViNA) 8.24.22*

Look Back and Anticipated Project Schedule:

*North Service Area Master Plan*



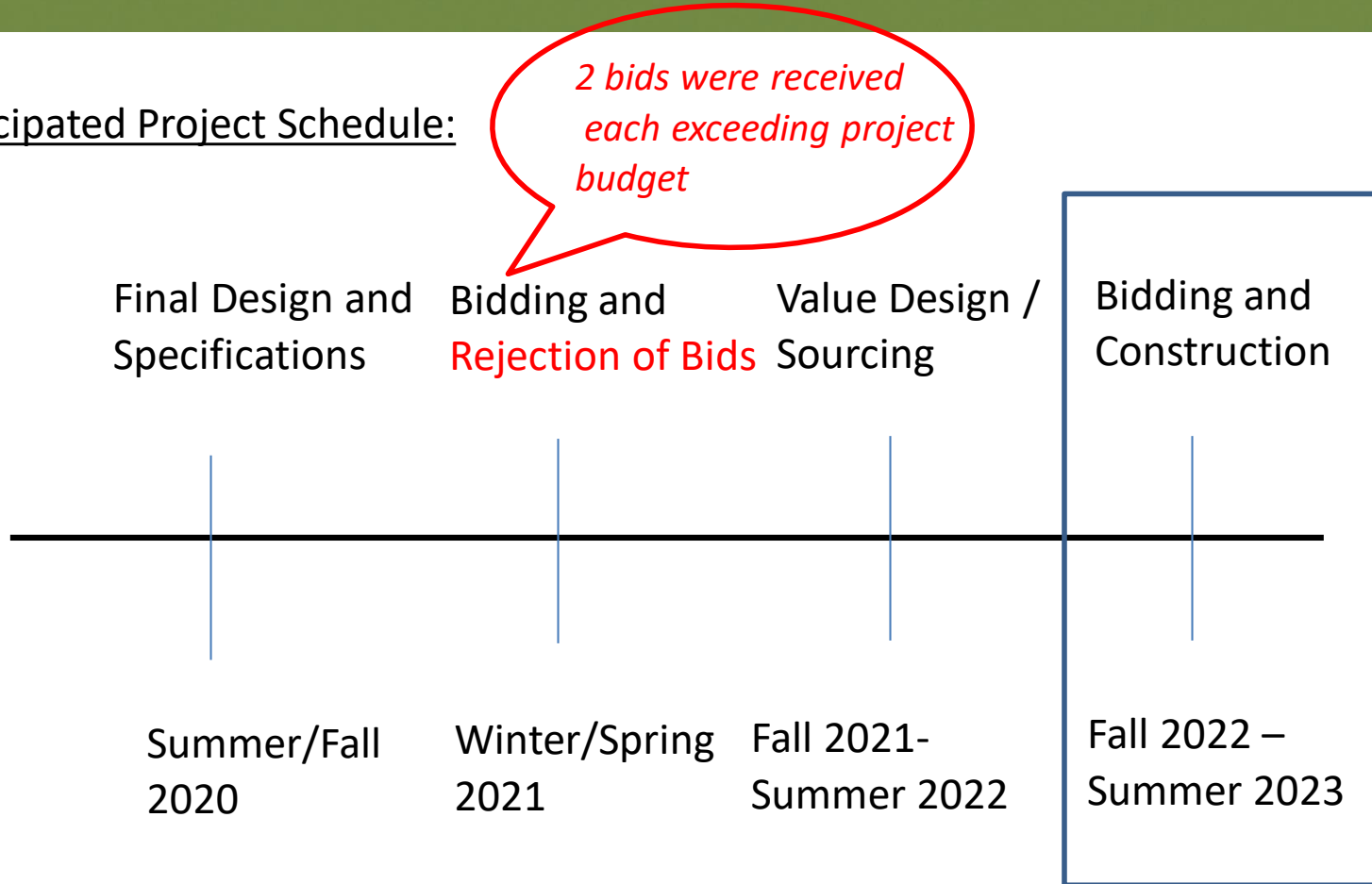
Existing Wading Pool Removed

*2019 Loring Elem. School building addition removed the mechanical room and components of the 1970s era pool*

*PRESENTATION GIVEN TO VICTORY NEIGHBORHOOD ASSOCIATION (ViNA) 8.24.22*

# Project Timeline (Cont'd)

Look Back and Anticipated Project Schedule:



**Nature themed elements splash pad**

- **Creating more excitement and anticipation large volume water blasts** from falling water feature (in Large Kids Zone);
- Allowing participatory **play** involving a **range of risk through different types of water flows;**
- **Creating spaces** that could be used as **outdoor classrooms** within the splash pad or in the transition spaces;
- Accessible

**Concurrent improvements**

- Creating better **pathway circulation and seating around the splash pad,** transitional space between the school building and splash pad, and **integration with other park features;**
- Basketball court fencing;
- Adding a water fountain



**Big Kids Zone**  
Falling water feature.



**Serpentine Seat Wall**  
Optional natural stone face.



**Gathering Place**  
Inner ring made of pervious paver system.



**Little Kids Zone**  
Vertical sprays and misting sprays.




**Little Kids Zone**  
1 1/2" maximum depth water.

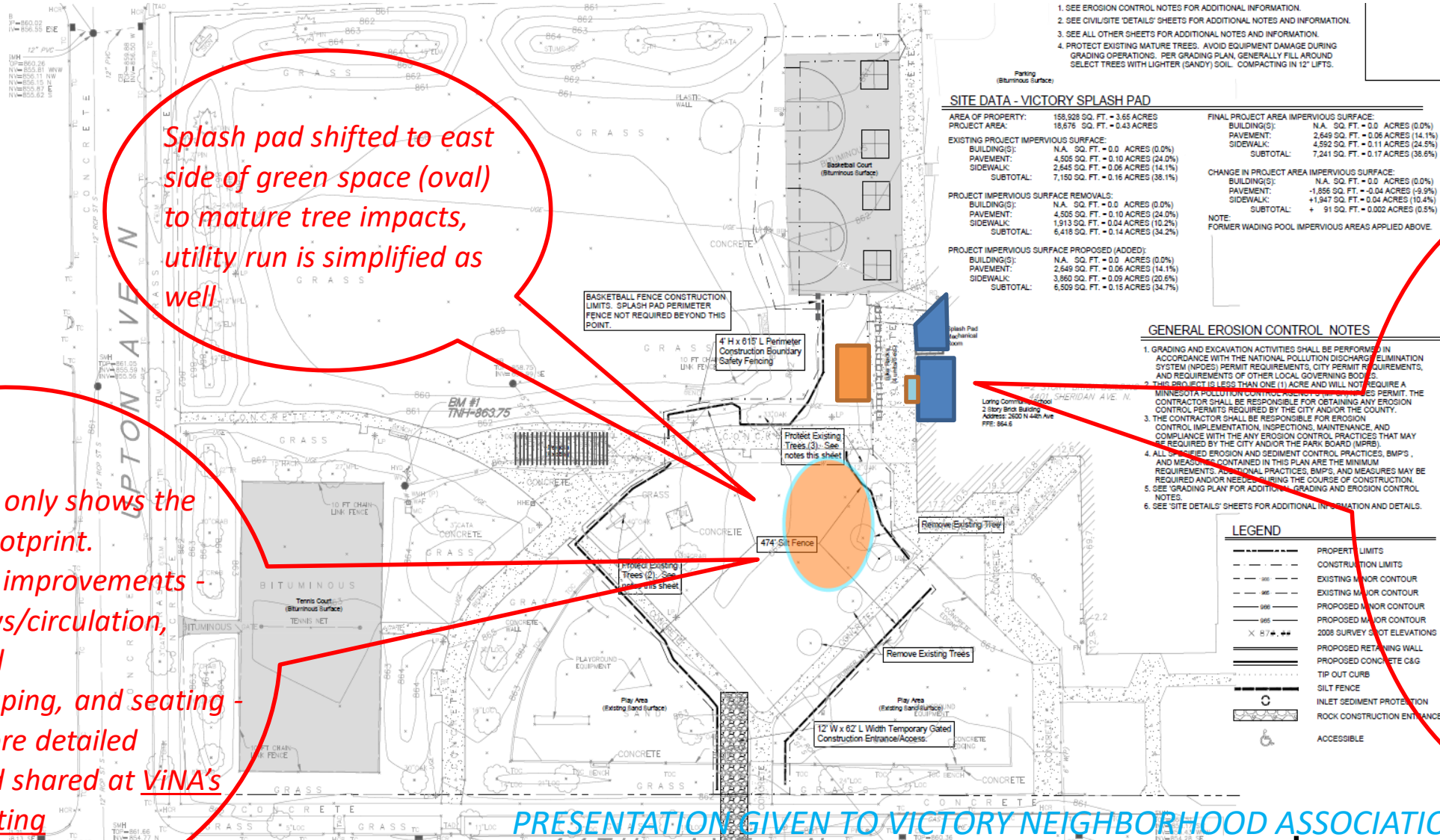


**Serpentine Seat Wall**  
Concrete wall with natural stone cap.



**Featured Water Component**  
Large volume nozzle component capable of shooting pulsating jets, as part of vertical water feature.





*Splash pad shifted to east side of green space (oval) to mature tree impacts, utility run is simplified as well*

*Orange rectangle is a below-ground tank (part of splash pad infrastructure and covered with sod), dark blue polygons are existing restrooms and splash pad mechanical room, light blue rectangle is drinking fountain to be installed*

*This diagram only shows the splash pad footprint. Adjacent site improvements - new pathways/circulation, shade, sloped lawn/landscaping, and seating - will be on more detailed drawings and shared at ViNA's October Meeting*

# Victory Splash Pad Revised Area and Features

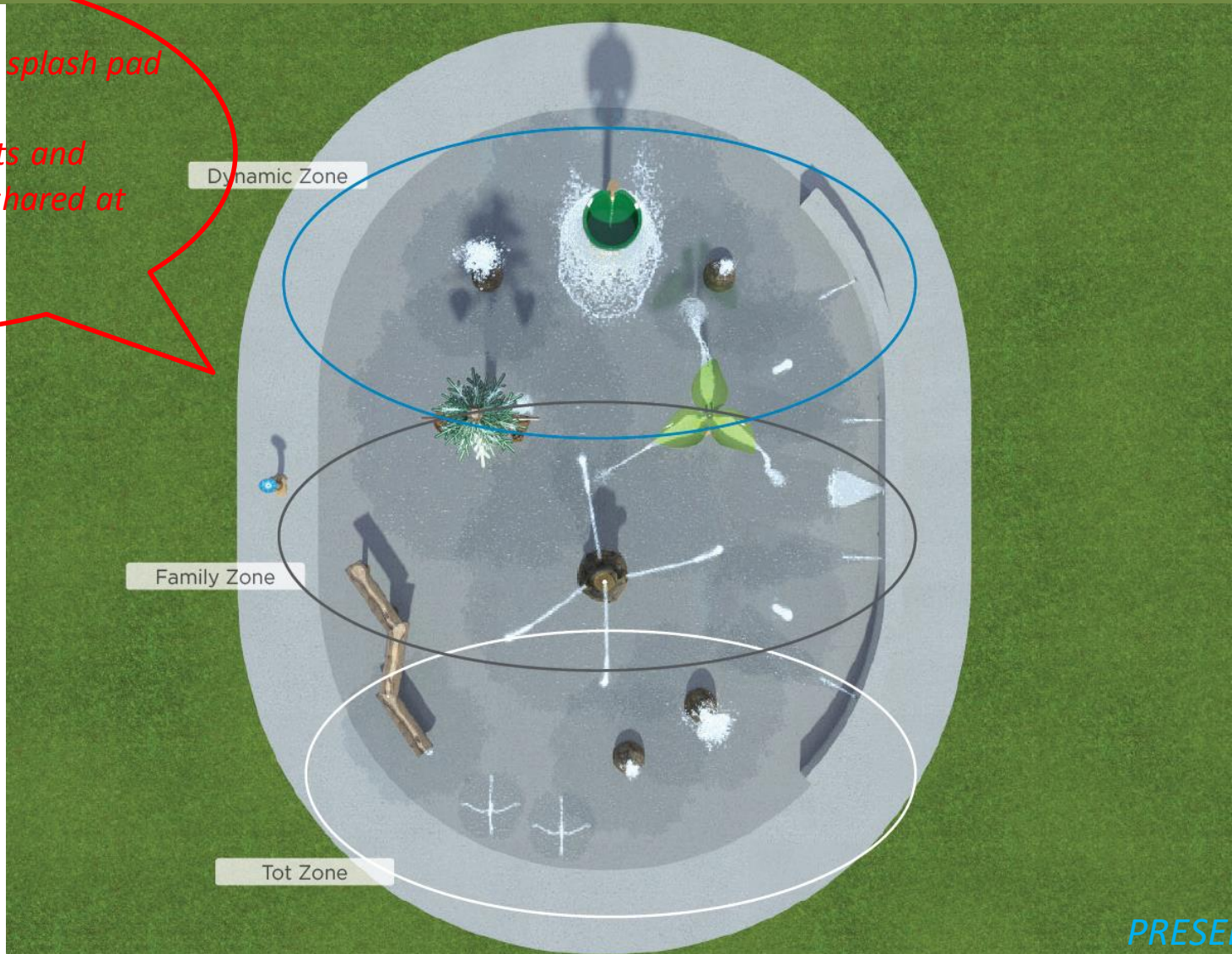
*This image only shows the splash pad features/elements  
Adjacent site improvements and more  
detailed drawings will be shared at  
ViNA's October Meeting*

Seatwall for gatherings even when  
the water is turned off.



# Victory Splash Pad Revised Area and Features

*This image only shows the splash pad features/elements  
Adjacent site improvements and  
detailed drawings will be shared at  
ViNA's October Meeting*



# Victory Splash Pad Revised Area and Features

*This image only shows the splash pad features/elements  
Adjacent site improvements and more detailed drawings will be shared at  
[ViNA's October Meeting](#)*



*PRESENTATION GIVEN TO VICTORY  
NEIGHBORHOOD ASSOCIATION (ViNA) 8.24.22*

# Victory Splash Pad Revised Area and Features



*This image only shows the splash pad features/elements  
Adjacent site improvements will be on more detailed drawings and will be shared at ViNA's October Meeting*

Thank You – Questions?

Andy Schilling

[aschilling@minneapolisparcs.org](mailto:aschilling@minneapolisparcs.org)

P: 612.230.6466