

Smith Triangle Park

2330 Hennepin Avenue



Minneapolis
Park & Recreation Board



Park Capital Funding Snapshot 2000-2040*

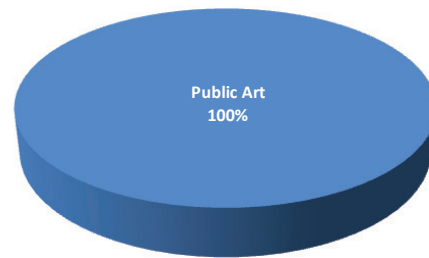


Lifecycle and Replacement Date

Asset	Replacement Date
Path(s)	1992
Public Art	1930
Outdoor Items/Site Furnishings	1992

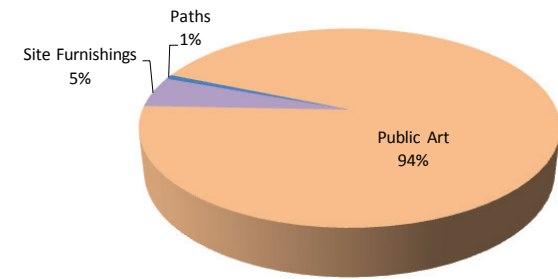
Where Investments Have Been Made

Allocated and projected capital by asset from 2000-2020

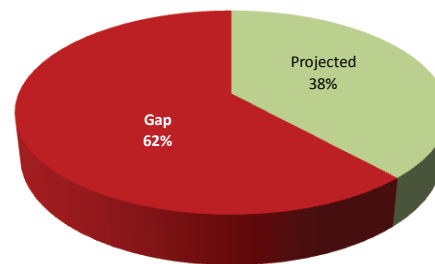


Where The Gaps Are

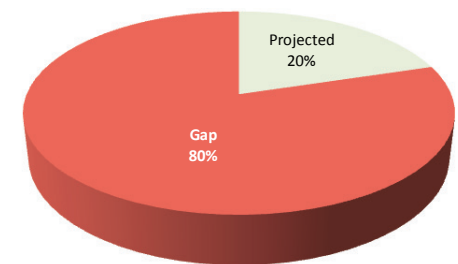
Capital funding gap by asset from 2000-2020



Total park capital funding balance through 2020



Total projected park capital funding balance through 2040



Each asset (bench, recreation center, playground, etc) within the park system has a lifecycle, or a period of time in which the condition of the asset allows it to be fully enjoyed by park patrons. To reach the full lifecycle of any one asset periodic improvements need to be made (replacement of roof, repair of a piece of play equipment, mechanical upgrades to a wading pool). The replacement date is the date in which the asset reaches the end of its lifecycle or useful life.

* Funding amounts are based on Board-approved 2015-2020 Capital Improvement Program, and are based on best available data to date.

Citywide Asset Investment/Need Snapshot 2000-2020

Minneapolis
Neighborhood
Parks



■ Funds invested 2000-2015
■ Projected 2016-2020 investment (based on approved 2015-2020 CIP)
■ Funding gap (what should have been invested) by 2020

MPPB, 05-27-15. Funding amounts are based on Board-approved 2015-2020 Capital Improvement Program, and are based on best available data to date.