


North Commons Park 1801 James Avenue North



Park Capital Funding Snapshot 2000-2040*

Minneapolis
Park & Recreation Board



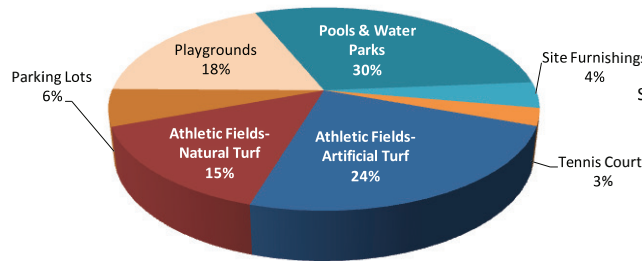
Lifecycle and Replacement Date

Asset	Replacement Date
Athletic Field(s) – Artificial Turf	2028
Athletic Field(s) – Natural Turf	2016-2028
Basketball Court(s)	2024
Building(s)	2023
Field Lighting	2004
Parking Lot(s)	1998
Path(s)	2026
Playground(s)	2025
Pool & Water Park	2008
Recreation Center	2022
Outdoor Items/Site Furnishing(s)	2025-2036
Tennis Court(s)	2029
Wading Pool	2040

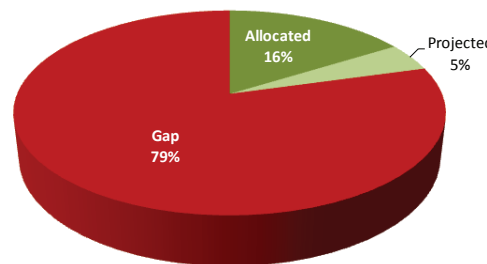
Each asset (bench, recreation center, playground, etc) within the park system has a lifecycle, or a period of time in which the condition of the asset allows it to be fully enjoyed by park patrons. To reach the full lifecycle of any one asset periodic improvements need to be made (replacement of roof, repair of a piece of play equipment, mechanical upgrades to a wading pool). The replacement date is the date in which the asset reaches the end of its lifecycle or useful life.

Where Investments Have Been Made

Allocated and projected capital by asset from 2000-2020

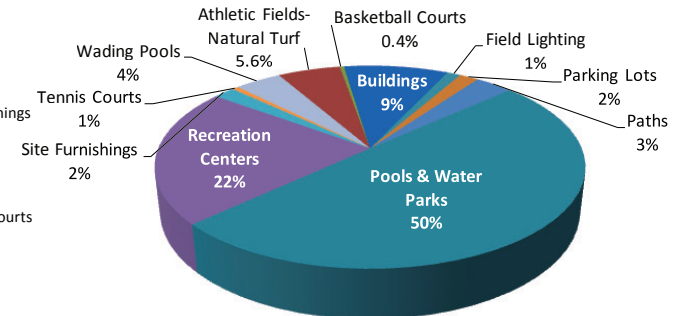


Total park capital funding balance through 2020

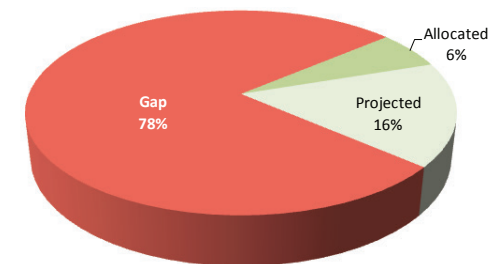


Where The Gaps Are

Capital funding gap by asset from 2000-2020



Total projected park capital funding balance through 2040



* Funding amounts are based on Board-approved 2015-2020 Capital Improvement Program, and are based on best available data to date.

Citywide Asset Investment/Need Snapshot 2000-2020

Minneapolis
Neighborhood
Parks



MPRB, 05-27-15. Funding amounts are based on Board-approved 2015-2020 Capital Improvement Program, and are based on best available data to date. Information on this page will change overtime as park asset records are updated.