

Loring Park

1382 Willow Street



Park Capital Funding Snapshot 2000-2040*

Minneapolis
Park & Recreation Board



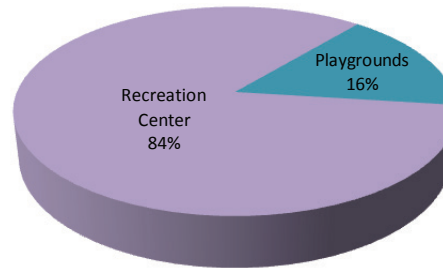
Lifecycle and Replacement Date

Asset	Replacement Date
Basketball Court(s)	2036
Building(s)	1966-2046
Path(s)	2008
Pedestrian Bridge	2034
Playground(s)	2044
Public Art	1990
Recreation Center	2052
Outdoor Items/Site Furnishings	1946-2024
Tennis Court(s)	2004
Wading Pool	2000

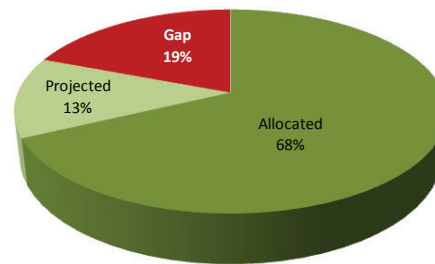
Each asset (bench, recreation center, playground, etc) within the park system has a lifecycle, or a period of time in which the condition of the asset allows it to be fully enjoyed by park patrons. To reach the full lifecycle of any one asset periodic improvements need to be made (replacement of roof, repair of a piece of play equipment, mechanical upgrades to a wading pool). The replacement date is the date in which the asset reaches the end of its lifecycle or useful life.

Where Investments Have Been Made

Allocated and projected capital by asset from 2000-2020

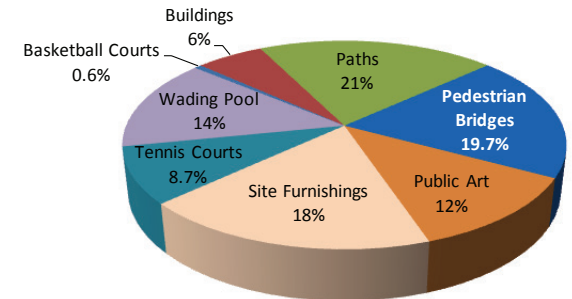


Total park capital funding balance through 2020

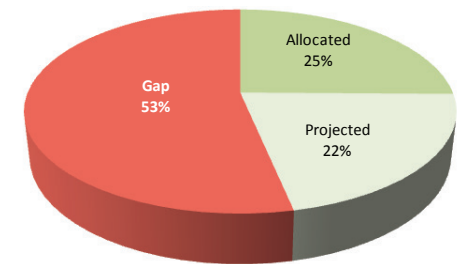


Where The Gaps Are

Capital funding gap by asset from 2000-2020



Total projected park capital funding balance through 2040



* Funding amounts are based on Board-approved 2015-2020 Capital Improvement Program, and are based on best available data to date.

Citywide Asset Investment/Need Snapshot 2000-2020

Minneapolis
Neighborhood
Parks



MPRB, 05-27-15. Funding amounts are based on Board-approved 2015-2020 Capital Improvement Program, and are based on best available data to date. Information on this page will change overtime as park asset records are updated.