

# Bossen Field Park

5701 South 28th Avenue



Minneapolis  
Park & Recreation Board

## Park Capital Funding Snapshot 2000-2040\*

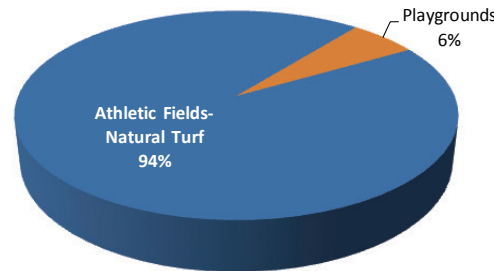


### Lifecycle and Replacement Date

Asset	Replacement Date
Athletic Field(s)-Natural Turf	1974-2014
Basketball Court(s)	2016
Field Lighting	2021
Parking Lot(s)	2000
Path(s)	1984
Playground(s)	2016
Outdoor Items/Site Furnishings	1984-2024
Wading Pool	2016

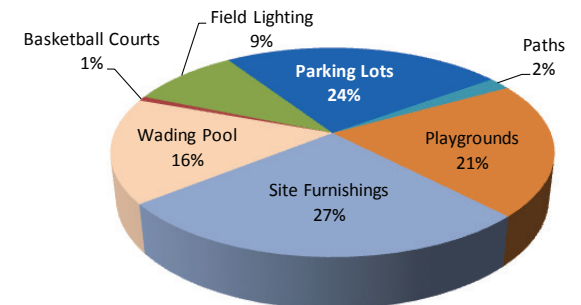
### Where Investments Have Been Made

Allocated and projected capital by asset from 2000-2020

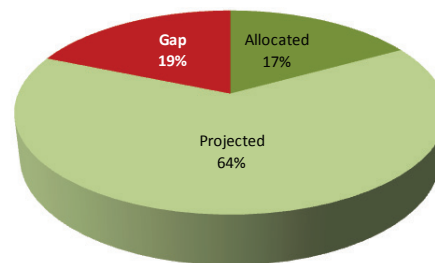


### Where The Gaps Are

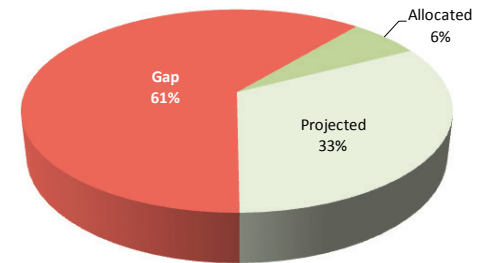
Capital funding gap by asset from 2000-2020



Total park capital funding balance through 2020



Total projected park capital funding balance through 2040



Each asset (bench, recreation center, playground, etc) within the park system has a lifecycle, or a period of time in which the condition of the asset allows it to be fully enjoyed by park patrons. To reach the full lifecycle of any one asset periodic improvements need to be made (replacement of roof, repair of a piece of play equipment, mechanical upgrades to a wading pool). The replacement date is the date in which the asset reaches the end of its lifecycle or useful life.

\* Funding amounts are based on Board-approved 2015-2020 Capital Improvement Program, and are based on best available data to date.

# Citywide Asset Investment/Need Snapshot 2000-2020

Minneapolis  
Neighborhood  
Parks



■ Funds invested 2000-2015  
■ Projected 2016-2020 investment (based on approved 2015-2020 CIP)  
■ Funding gap (what should have been invested) by 2020

MPPRB, 05-27-15. Funding amounts are based on Board-approved 2015-2020 Capital Improvement Program, and are based on best available data to date.